

SHAREHOLDING PATTERN AS PER THE FORMAT UNDER REGULATION 31 OF SEBI (LISTING OBLIGATIONS AND DISCLOSURE REQUIREMENTS), 2015

Pre-Scheme Shareholding Pattern of Equity Shares of Umang Dairies Limited (with PAN)

1. **Name of the Company:** Umang Dairies Limited
2. **Scrp Code / Name of Scrip / Class of Security:** Equity Shares
3. **Shareholding Pattern Filed under:** Not Applicable
4. **Shareholding Pattern as on 31st March 2023**
5. **Declaration:** The Listed Entity is required to submit the following declaration to the extent of submission of information:

| | PARTICULARS | YES* | NO* |
|---|--|-------------|------------|
| 1 | Whether the Listed Entity has issued any partly paid up shares? | | No |
| 2 | Whether the Listed Entity has issued any Convertible Securities ? | | No |
| 3 | Whether the Listed Entity has issued any Warrants ? | | No |
| 4 | Whether the Listed Entity has any shares against which depository receipts are issued? | | No |
| 5 | Whether the Listed Entity has any shares in locked-in? | | No |
| 6 | Whether any shares held by promoters are pledge or otherwise encumbered? | | No |
| 7 | Whether company has equity shares with differential voting rights? | | No |
| 8 | Whether the listed entity has any significant beneficial owner? | | No |

*If the Listed Entity selects the option 'No' for the questions above, the columns for the partly paid up shares, Outstanding Convertible Securities / Warrants, depository receipts, locked-in shares, No of shares pledged or otherwise encumbered by promoters, as applicable, shall not be displayed at the time of dissemination on the Stock Exchange website. Also wherever there is 'No' declared by Listed Entity in above table the values will be considered as 'Zero' by default on submission of the format of holding of specified securities.



Table I – Summary statement holding of specified securities

| Category (I) | Category of Shareholder (II) | Nos of Shareholders (III) | No. of fully paid up equity shares held (IV) | No. Of Partly paid-up equity shares held (V) | No of Shares underlying Depository Receipts (VI) | Total nos. shares held (VII) = (IV)+(V)+(VI) | Shareholding as a % of total no. of shares (calculated as per SCRR, 1957) (VIII) As a % of (A+B+C2) | Number of Voting Rights held in each class of securities (IX) | | | No. Of Shares Underlying Outstanding convertible securities (X) | Shareholding as a % assuming full conversion of convertible securities (as a percentage of diluted share capital (XI) = (VII)+(X) As a % of (A+B+C2) | No of locked in shares (XII) | | No of Shares pledged or otherwise encumbered (XIII) | | No of shares held in dematerialized form (XIV) |
|--------------|-------------------------------|---------------------------|--|--|--|--|---|---|-------------|--------------------|---|--|------------------------------|---------------------------------|---|---------------------------------|--|
| | | | | | | | | No of Voting Rights | | | | | No (a) | As a % of total shares held (b) | No (a) | As a % of total shares held (b) | |
| | | | | | | | | Class eg: X | Class eg: y | Total | | | | | | | |
| (A) | Promoter & Promoter Group | 3 | 1,64,16,234 | | | 1,64,16,234 | 74.61 | 1,64,16,234 | NA | 1,64,16,234 | | | | | | | 1,64,16,234 |
| (B) | Public | 17,297 | 55,86,966 | | | 55,86,966 | 25.39 | 55,86,966 | NA | 55,86,966 | | | | | | | 50,07,731 |
| (C) | Non Promoter-Non Public | | | | | | | | | | | | | | | | |
| (C1) | Shares underlying DR | | | | | | | | | | | | | | | | |
| (C2) | Shares held by Employee Trust | | | | | | | | | | | | | | | | |
| | Total | 17,300 | 2,20,03,200 | NIL | NIL | 2,20,03,200 | 100 | 2,20,03,200 | NA | 2,20,03,200 | NIL | 100 | NIL | NIL | NIL | NIL | 2,14,23,965 |

Table II - Statement showing shareholding pattern of the Promoter and Promoter Group

| (I) | Category and Name of Shareholders (I) | PAN (II) | Nos of Shareholders (III) | No. of fully paid up equity shares held (IV) | No. Of Partly paid-up equity shares held (V) | No of Shares underlying Depository Receipts (VI) | Total nos. shares held (VII) = (IV)+(V)+(VI) | Shareholding as a % of total no. of shares (calculated as per SCRR, 1957) (VIII) As a % of (A+B+C2) | Number of Voting Rights held in each class of securities (IX) | | | No. Of Shares Underlying Outstanding convertible securities (X) | Shareholding as a % assuming full conversion of convertible securities (as a percentage of diluted share capital (XI) = (VII)+(X) As a % of (A+B+C2) | No of locked in shares (XII) | | No of Shares pledged or otherwise encumbered (XIII) | | No of shares held in dematerialized form (XIV) | |
|-----|---------------------------------------|----------|---------------------------|--|--|--|--|---|---|-------------|-------|---|--|------------------------------------|--------|---|--------|--|---------------------------------|
| | | | | | | | | | No of Voting Rights | | | | | Total as a % of Total Voting Right | No (a) | As a % of total shares held (b) | No (a) | | As a % of total shares held (b) |
| | | | | | | | | | Class eg: X | Class eg: y | Total | | | | | | | | |
| (1) | Indian | | | | | | | | | | | | | | | | | | |
| (a) | Individuals/H | | | | | | | | | | | | | | | | | | |



| | | | | | | | | | | | | | | | | | | | |
|------------|--|------------|-------------|-----|-----|-------------|-------|-------------|-------|-------------|-------|-----|-------|-----|-----|-----|-----|-----|-------------|
| | indu undivided Family | | | | | | | | | | | | | | | | | | |
| (b) | Central Government/ State Government(s) | | | | | | | | | | | | | | | | | | |
| (c) | Financial Institutions/ Banks | | | | | | | | | | | | | | | | | | |
| (d) | Any Other (specify) | 3 | 1,64,16,234 | | | 1,64,16,234 | 74.61 | 1,64,16,234 | 74.61 | 1,64,16,234 | 74.61 | | 74.61 | | | | | | 1,64,16,234 |
| | Accurate Finman Services Limited | AAACA8013G | 3,97,804 | | | 3,97,804 | 1.81 | 3,97,804 | 1.81 | 3,97,804 | 1.81 | | 1.81 | | | | | | 3,97,804 |
| | Sidhivinayak Trading and Investment Limited | AAACJ6719L | 38,50,000 | | | 38,50,000 | 17.50 | 38,50,000 | 17.50 | 38,50,000 | 17.50 | | 17.50 | | | | | | 38,50,000 |
| | Bengal & Assam Company Limited | AABCB0970C | 1,21,68,430 | | | 1,21,68,430 | 55.30 | 1,21,68,430 | 55.30 | 1,21,68,430 | 55.30 | | 55.30 | | | | | | 1,21,68,430 |
| | Sub-Total (A)(1) | 3 | 1,64,16,234 | NIL | NIL | 1,64,16,234 | 74.61 | 1,64,16,234 | 74.61 | 1,64,16,234 | 74.61 | NIL | 74.61 | NIL | NIL | NIL | NIL | NIL | 1,64,16,234 |
| (2) | Foreign | | | | | | | | | | | | | | | | | | |
| (a) | Individuals (NonResident Individuals/ Foreign Individuals) | | | | | | | | | | | | | | | | | | |
| (b) | Government | | | | | | | | | | | | | | | | | | |
| (c) | Institutions | | | | | | | | | | | | | | | | | | |
| (d) | Foreign Portfolio Investor | | | | | | | | | | | | | | | | | | |
| (e) | Any Other (specify) | | | | | | | | | | | | | | | | | | |
| | Sub-Total (A)(2) | NIL | NIL | NIL | NIL | NIL | NA | NA | NA | NA | NIL | NIL | NIL | NIL | NIL | NIL | NIL | NIL | NIL |
| | Total Shareholding of Promoter and Promoter Group (A)=(A)(1)+(A)(2) | 3 | 1,64,16,234 | NIL | NIL | 1,64,16,234 | 74.61 | 1,64,16,234 | 74.61 | 1,64,16,234 | 74.61 | NIL | 74.61 | NIL | NIL | NIL | NIL | NIL | 1,64,16,234 |



| |
|---|
| A)(2) |
| Details of Shares which remain unclaimed may be given hear along with details such as number of shareholders, outstanding shares held in demat/unclaimed suspense account, voting rights which are frozen etc. Not Applicable |
| Note: |
| (1) PAN would not be displayed on website of Stock Exchange(s). |
| (2) The term "Encumbrance" has the same meaning as assigned under regulation 28(3) of SEBI (Substantial Acquisition of Shares and Takeovers) Regulations, 2011. |

Table III - Statement showing shareholding pattern of the Public Shareholder

| | Category and Name of Shareholders (I) | PAN (II) | Nos of Shareholders (III) | No. of fully paid up equity shares held (IV) | No. Of Partly paid-up equity shares held (V) | No of Shares underlying Depository Receipts (VI) | Total nos. shares held (VII) = (IV)+(V)+(VI) | Shareholding as a % of total no. of shares (calculated as per SCRR, 1957) (VIII) As a % of (A+B+C2) | Number of Voting Rights held in each class of securities (IX) | | | No. Of Shares Underlying Outstanding convertible securities (X) | Shareholding as a % assuming full conversion of convertible securities (as a percentage of diluted share capital (XI) = (VII)+(X) As a % of (A+B+C2) | No of locked in shares (XII) | | No of Shares pledged or otherwise encumbered (XIII) | | No of shares held in dematerialized form (XIV) | |
|-----|---------------------------------------|----------|---------------------------|--|--|--|--|--|---|-------------|-------|---|--|------------------------------------|--------|---|--------|--|---------------------------------|
| | | | | | | | | | No of Voting Rights | | | | | Total as a % of Total Voting Right | No (a) | As a % of total shares held (b) | No (a) | | As a % of total shares held (b) |
| | | | | | | | | | Class eg: X | Class eg: y | Total | | | | | | | | |
| (1) | Institutions (Domestic) | | | | | | | | | | | | | | | | | | |
| (a) | Mutual Funds | | | | | | | | | | | | | | | | | | |
| (b) | Ventures Capital Funds | | | | | | | | | | | | | | | | | | |
| (c) | Alternate Investment Funds | | | | | | | | | | | | | | | | | | |
| (d) | Financial Institutions / Banks | | 1 | 200 | | | 200 | 0.00 | 200 | 200 | 0.00 | 0.00 | | | | | | 200 | |
| (e) | Insurance Companies | | | | | | | | | | | | | | | | | | |
| (f) | Provident Funds / Pension Funds | | | | | | | | | | | | | | | | | | |
| (g) | Asset Reconstruction Company | | | | | | | | | | | | | | | | | | |



| | | | | | | | | | | | | | | | | | | | |
|-----|--|------------|------------|------------|------------|------------|-------------|------------|-----------|------------|-------------|------------|-------------|------------|------------|------------|------------|------------|------------|
| (h) | Sovereign Wealth Funds | | | | | | | | | | | | | | | | | | |
| (i) | NBFCs registered with RBI | | | | | | | | | | | | | | | | | | |
| (j) | Other Financial Institutions | 1 | 100 | | | 100 | 0.00 | 100 | | 100 | 0.00 | | 0.00 | | | | | | 0 |
| (k) | Any other (specify) | | | | | | | | | | | | | | | | | | |
| | Sub-total (B)(1) | 2 | 300 | NIL | NIL | 300 | 0.00 | 300 | NA | 300 | 0.00 | NIL | 0.00 | NIL | NIL | NIL | NIL | NIL | 200 |
| (2) | Institutions (Foreign) | | | | | | | | | | | | | | | | | | |
| (a) | Foreign Direct Investment | | | | | | | | | | | | | | | | | | |
| (b) | Foreign Venture Capital Investors | | | | | | | | | | | | | | | | | | |
| (c) | Sovereign Wealth Funds | | | | | | | | | | | | | | | | | | |
| (d) | Foreign Portfolio Investors Category I | | | | | | | | | | | | | | | | | | |
| (e) | Foreign Portfolio Investors Category II | | | | | | | | | | | | | | | | | | |
| (f) | Overseas Depositories (holding DRs) (balancing figure) | | | | | | | | | | | | | | | | | | |
| (g) | Any Other (specify) | | | | | | | | | | | | | | | | | | |
| | Sub-total (B)(2) | NIL | NIL | NIL | NIL | NIL | NA | NA | NA | NA | NIL | NIL | NIL | NIL | NIL | NIL | NIL | NIL | NIL |
| (3) | Central Government / State Government (s) | | | | | | | | | | | | | | | | | | |
| | Central Government | | | | | | | | | | | | | | | | | | |



| | | | | | | | | | | | | | | | | | | | |
|-----|---|--|-----|-----|-----|-----|-----|----|----|----|----|-----|-----|-----|-----|-----|-----|-----|-----|
| | / President of India | | | | | | | | | | | | | | | | | | |
| | State Government / Governor | | | | | | | | | | | | | | | | | | |
| | Shareholding by Companies or Bodies Corporate where Central / State Government is a promoter | | | | | | | | | | | | | | | | | | |
| | Sub-total (B)(3) | | NIL | NIL | NIL | NIL | NIL | NA | NA | NA | NA | NIL | NIL | NIL | NIL | NIL | NIL | NIL | NIL |
| (4) | Non-Institution | | | | | | | | | | | | | | | | | | |
| (a) | Associate companies / Subsidiaries | | | | | | | | | | | | | | | | | | |
| (b) | Directors and their relatives (excluding independent directors and nominee directors) | | | | | | | | | | | | | | | | | | |
| (c) | Key Managerial Personnel | | | | | | | | | | | | | | | | | | |
| (d) | Relatives of promoters (other than 'immediate relatives' of promoters disclosed under 'Promoter and Promoter Group' category) | | | | | | | | | | | | | | | | | | |
| (e) | Trusts where any person belonging to | | | | | | | | | | | | | | | | | | |



| | | | | | | | | | | | | | | | | | | |
|-----|--|------------|--------|-----------|--|-----------|-------|-----------|--|-----------|-------|--|-------|--|--|--|--|-----------|
| | 'Promoter and Promoter Group' category is 'trustee', 'beneficiary', or 'author of the trust' | | | | | | | | | | | | | | | | | |
| (f) | Investor Education and Protection Fund (IEPF) | | 1 | 6,77,571 | | 6,77,571 | 3.08 | 6,77,571 | | 6,77,571 | 3.08 | | 3.08 | | | | | 6,77,571 |
| (g) | Resident Individuals holding nominal share capital up to Rs. 2 lakhs | | 17,098 | 36,59,403 | | 36,59,403 | 16.63 | 36,59,403 | | 36,59,403 | 16.63 | | 16.63 | | | | | 30,87,768 |
| (h) | Resident Individuals holding nominal share capital in excess of Rs. 2 lakhs | | 2 | 87,301 | | 87,301 | 0.40 | 87,301 | | 87,301 | 0.40 | | 0.40 | | | | | 87,301 |
| (i) | Non Resident Indians (NRIs) | | 107 | 70,365 | | 70,365 | 0.32 | 70,365 | | 70,365 | 0.32 | | 0.32 | | | | | 70,365 |
| (j) | Foreign Nationals | | | | | | | | | | | | | | | | | |
| (k) | Foreign Companies | | | | | | | | | | | | | | | | | |
| (l) | Bodies Corporate | | 70 | 10,84,408 | | 10,84,408 | 4.93 | 10,84,408 | | 10,84,408 | 4.93 | | 4.93 | | | | | 10,76,908 |
| | Deepa Bagla Financial Consultants Private Limited | AAACK9094R | 1 | 3,23,512 | | 3,23,512 | 1.47 | 3,23,512 | | 3,23,512 | 1.47 | | 1.47 | | | | | 3,23,512 |
| | Prisure Promotion & | AABCP7886K | 1 | 6,92,840 | | 6,92,840 | 3.15 | 6,92,840 | | 6,92,840 | 3.15 | | 3.15 | | | | | 6,92,840 |



| | | | | | | | | | | | | | | | | | | | |
|---|--|---------------|------------------|------------|------------|------------------|--------------|------------------|-----------|------------------|--------------|------------|--------------|------------|------------|------------|------------|------------|------------------|
| | Tradings Limited | | | | | | | | | | | | | | | | | | |
| (m) | Any Other (specify) | 17 | 7,618 | | | 7,618 | 0.03 | 7,618 | | 7,618 | 0.03 | | 0.03 | | | | | | 7,618 |
| | Clearing Members | 17 | 7,618 | | | 7,618 | 0.03 | 7,618 | | 7,618 | 0.03 | | 0.03 | | | | | | 7,618 |
| | Sub-total (B)(4) | 17,295 | 55,86,666 | NIL | NIL | 55,86,666 | 25.39 | 55,86,666 | NA | 55,86,666 | 25.39 | NIL | 25.39 | NIL | NIL | NIL | NIL | NIL | 50,07,531 |
| | Total Public Shareholding (B)=(B)(1)+(B)(2)+(B)(3)+B(4) | 17,297 | 55,86,966 | NIL | NIL | 55,86,966 | 25.39 | 55,86,966 | NA | 55,86,966 | 25.39 | NIL | 25.39 | NIL | NIL | NIL | NIL | NIL | 50,07,731 |
| Details of shareholders acting as persons acting in concert including their Shareholding (No. and %): Not Applicable | | | | | | | | | | | | | | | | | | | |
| Details of Shares which remain unclaimed may be given hear along with details such as number of shareholders, outstanding shares held in demat/unclaimed suspense account, voting rights which are frozen etc.: Not Applicable | | | | | | | | | | | | | | | | | | | |
| Note: | | | | | | | | | | | | | | | | | | | |
| (1) PAN would not be displayed on website of Stock Exchange(s). | | | | | | | | | | | | | | | | | | | |
| (2) The above format needs to be discussed with the name of the following persons: Institutions / Non-institutions holding more than 1% of total number of shares | | | | | | | | | | | | | | | | | | | |
| (3) W.r.t. the information pertaining to Depository Receipts, the same may be disclosed in the respective columns to the extent information available and the balance to be disclosed as held by custodian, | | | | | | | | | | | | | | | | | | | |

Table IV - Statement showing shareholding pattern of the Non Promoter Non Public Shareholder

| | Category and Name of Shareholders (I) | PAN (II) | Nos of Shareholders (III) | No. of fully paid up equity shares held (IV) | No. Of Partly paid-up equity shares held (V) | No of Shares underlying Depository Receipts (VI) | Total nos. shares held (VII) = (IV)+(V)+(VI) | Shareholding as a % of total no. of shares (calculated as per SCRR, 1957) (VIII) As a % of (A+B+C2) | Number of Voting Rights held in each class of securities (IX) | | | No. Of Shares Underlying Outstanding convertible securities (X) | Shareholding as a % assuming full conversion of convertible securities (as a percentage of diluted share capital (XI) = (VII)+(X) As a % of (A+B+C2) | No of locked in shares (XII) | | No of Shares pledged or otherwise encumbered (XIII) | | No of shares held in dematerialized form (XIV) | |
|-----|---|----------|---------------------------|--|--|--|--|---|---|-------------|-------|---|--|------------------------------------|--------|---|--------|--|---------------------------------|
| | | | | | | | | | Class eg: X | Class eg: y | Total | | | Total as a % of Total Voting Right | No (a) | As a % of total shares held (b) | No (a) | | As a % of total shares held (b) |
| (1) | Custodian / DR Holder | | | | | | | | | | | | | | | | | | |
| (2) | Employee Benefit Trust (under SEBI (Share based Employee Benefit) | | | | | | | | | | | | | | | | | | |



| | | | | | | | | | | | | | | | | | | | |
|--|--|--|-----|-----|-----|-----|-----|----|----|----|----|-----|-----|-----|-----|-----|-----|-----|-----|
| | Regulations 2014) | | | | | | | | | | | | | | | | | | |
| | Total Non Promoter Non Public Shareholding (C) = (C)(1)+(C)(2) | | NIL | NIL | NIL | NIL | NIL | NA | NA | NA | NA | NIL | NIL | NIL | NIL | NIL | NIL | NIL | NIL |

Note:
(1) PAN would not be displayed on website of Stock Exchange(s).
(2) The above format needs to disclose name of all holders holding more than 1% of total number of shares
(3) W.r.t. the information pertaining to Depository Receipts, the same may be disclosed in the respective columns to the extent information available.

Table VI - Statement showing Foreign Ownership Limits

| Particulars | Approved Limits (%) | Limits Utilized (%) |
|---------------------------------------|---------------------|---------------------|
| As on shareholding date | 100.00 | 0.32 |
| As on the end of previous 1st quarter | 100.00 | 0.32 |
| As on the end of previous 2nd quarter | 100.00 | 0.33 |
| As on the end of previous 3rd quarter | 100.00 | 0.34 |
| As on the end of previous 4th quarter | 100.00 | 0.31 |

Notes:
1) "Approved Limits (%)" means the limit approved by Board of Directors / shareholders of the Listed entity. In case the listed entity has no Board approved limit, provide details of sectoral / statutory cap prescribed by Government / Regulatory Authorities
2) Details of Foreign ownership includes foreign ownership / investments as specified in Rule 2(s) of the Foreign Exchange Management (Non debt Instruments) Rules, 2019, made under the Foreign Exchange Management Act, 1999.



Post-Scheme Shareholding Pattern of Equity Shares of Umang Dairy Limited[#] (with PAN)

1. **Name of the Company:** Umang Dairy Limited
2. **Scrip Code / Name of Scrip / Class of Security:** Equity Shares
3. **Shareholding Pattern Filed under:** Not Applicable
4. **Shareholding Pattern as on 31st March 2023**
5. **Declaration:** The Listed Entity is required to submit the following declaration to the extent of submission of information:

| | PARTICULARS | YES* | NO* |
|---|--|-------------|------------|
| 1 | Whether the Listed Entity has issued any partly paid up shares? | | No |
| 2 | Whether the Listed Entity has issued any Convertible Securities ? | | No |
| 3 | Whether the Listed Entity has issued any Warrants ? | | No |
| 4 | Whether the Listed Entity has any shares against which depository receipts are issued? | | No |
| 5 | Whether the Listed Entity has any shares in locked-in? | | No |
| 6 | Whether any shares held by promoters are pledge or otherwise encumbered? | | No |
| 7 | Whether company has equity shares with differential voting rights? | | No |
| 8 | Whether the listed entity has any significant beneficial owner? | | No |

*If the Listed Entity selects the option 'No' for the questions above, the columns for the partly paid up shares, Outstanding Convertible Securities / Warrants, depository receipts, locked-in shares, No of shares pledged or otherwise encumbered by promoters, as applicable, shall not be displayed at the time of dissemination on the Stock Exchange website. Also wherever there is 'No' declared by Listed Entity in above table the values will be considered as 'Zero' by default on submission of the format of holding of specified securities.

[#]UMANG DAIRIES LIMITED SHALL BE DEEMED TO BE WOUND UP POST EFFECTIVENESS OF THE SCHEME OF ARRANGEMENT



Table I – Summary statement holding of specified securities

| Category (I) | Category of Shareholder (II) | Nos of Shareholders (III) | No. of fully paid up equity shares held (IV) | No. Of Partly paid-up equity shares held (V) | No of Shares underlying Depository Receipts (VI) | Total nos. shares held (VII) = (IV)+(V)+(VI) | Shareholding as a % of total no. of shares (calculated as per SCRR, 1957) (VIII) As a % of (A+B+C2) | Number of Voting Rights held in each class of securities (IX) | | | No. Of Shares Underlying Outstanding convertible securities (X) | Shareholding as a % assuming full conversion of convertible securities (as a percentage of diluted share capital (XI) = (VII)+(X) As a % of (A+B+C2) | No of locked in shares (XII) | | No of Shares pledged or otherwise encumbered (XIII) | | No of shares held in dematerialized form (XIV) |
|--------------|-------------------------------|---------------------------|--|--|--|--|---|---|-------------|-------|---|--|------------------------------|---------------------------------|---|---------------------------------|--|
| | | | | | | | | No of Voting Rights | | | | | No (a) | As a % of total shares held (b) | No (a) | As a % of total shares held (b) | |
| | | | | | | | | Class eg: X | Class eg: y | Total | | | | | | | |
| (A) | Promoter & Promoter Group | NA | NA | NA | NA | NA | NA | NA | NA | NA | NA | NA | NA | NA | NA | NA | NA |
| (B) | Public | NA | NA | NA | NA | NA | NA | NA | NA | NA | NA | NA | NA | NA | NA | NA | NA |
| (C) | Non Promoter-Non Public | NA | NA | NA | NA | NA | NA | NA | NA | NA | NA | NA | NA | NA | NA | NA | NA |
| (C1) | Shares underlying DR | NA | NA | NA | NA | NA | NA | NA | NA | NA | NA | NA | NA | NA | NA | NA | NA |
| (C2) | Shares held by Employee Trust | NA | NA | NA | NA | NA | NA | NA | NA | NA | NA | NA | NA | NA | NA | NA | NA |
| | Total | NA | NA | NA | NA | NA | NA | NA | NA | NA | NA | NA | NA | NA | NA | NA | NA |

Table II - Statement showing shareholding pattern of the Promoter and Promoter Group

| (1) | Category and Name of Shareholders (I) | PAN (II) | Nos of Shareholders (III) | No. of fully paid up equity shares held (IV) | No. Of Partly paid-up equity shares held (V) | No of Shares underlying Depository Receipts (VI) | Total nos. shares held (VII) = (IV)+(V)+(VI) | Shareholding as a % of total no. of shares (calculated as per SCRR, 1957) (VIII) As a % of (A+B+C2) | Number of Voting Rights held in each class of securities (IX) | | | No. Of Shares Underlying Outstanding convertible securities (X) | Shareholding as a % assuming full conversion of convertible securities (as a percentage of diluted share capital (XI) = (VII)+(X) As a % of (A+B+C2) | No of locked in shares (XII) | | No of Shares pledged or otherwise encumbered (XIII) | | No of shares held in dematerialized form (XIV) | |
|-----|---------------------------------------|----------|---------------------------|--|--|--|--|---|---|-------------|-------|---|--|------------------------------------|--------|---|--------|--|---------------------------------|
| | | | | | | | | | No of Voting Rights | | | | | Total as a % of Total Voting Right | No (a) | As a % of total shares held (b) | No (a) | | As a % of total shares held (b) |
| | | | | | | | | | Class eg: X | Class eg: y | Total | | | | | | | | |
| (a) | Indian Individuals/H | | | | | | | | | | | | | | | | | | |



| | | | | | | | | | | | | | | | | | | | |
|------------|--|----|----|----|----|----|----|----|----|----|----|----|----|----|----|----|----|----|----|
| | indu undivided Family | | | | | | | | | | | | | | | | | | |
| (b) | Central Government/ State Government(s) | | | | | | | | | | | | | | | | | | |
| (c) | Financial Institutions/ Banks | | | | | | | | | | | | | | | | | | |
| (d) | Any Other (specify) | | | | | | | | | | | | | | | | | | |
| | Sub-Total (A)(1) | NA | NA | NA | NA | NA | NA | NA | NA | NA | NA | NA | NA | NA | NA | NA | NA | NA | NA |
| (2) | Foreign | | | | | | | | | | | | | | | | | | |
| (a) | Individuals (NonResident Individuals/ Foreign Individuals) | | | | | | | | | | | | | | | | | | |
| (b) | Government | | | | | | | | | | | | | | | | | | |
| (c) | Institutions | | | | | | | | | | | | | | | | | | |
| (d) | Foreign Portfolio Investor | | | | | | | | | | | | | | | | | | |
| (e) | Any Other (specify) | | | | | | | | | | | | | | | | | | |
| | Sub-Total (A)(2) | NA | NA | NA | NA | NA | NA | NA | NA | NA | NA | NA | NA | NA | NA | NA | NA | NA | NA |
| | Total Shareholding of Promoter and Promoter Group (A)=(A)(1)+(A)(2) | NA | NA | NA | NA | NA | NA | NA | NA | NA | NA | NA | NA | NA | NA | NA | NA | NA | NA |

Details of Shares which remain unclaimed may be given hear along with details such as number of shareholders, outstanding shares held in demat/unclaimed suspense account, voting rights which are frozen etc. Not Applicable

Note:

(3) PAN would not be displayed on website of Stock Exchange(s).

(4) The term "Encumbrance" has the same meaning as assigned under regulation 28(3) of SEBI (Substantial Acquisition of Shares and Takeovers) Regulations, 2011.



Table III - Statement showing shareholding pattern of the Public Shareholder

| | Category and Name of Shareholders (I) | PAN (II) | Nos of Shareholders (III) | No. of fully paid up equity shares held (IV) | No. Of Partly paid-up equity shares held (V) | No of Shares underlying Depository Receipts (VI) | Total nos. shares held (VII) = (IV)+(V)+(VI) | Shareholding as a % of total no. of shares (calculated as per SCRR, 1957) (VIII) As a % of (A+B+C2) | Number of Voting Rights held in each class of securities (IX) | | | No. Of Shares Underlying Outstanding convertible securities (X) | Shareholding as a % assuming full conversion of convertible securities (as a percentage of diluted share capital (XI) = (VII)+(X) As a % of (A+B+C2) | No of locked in shares (XII) | | No of Shares pledged or otherwise encumbered (XIII) | | No of shares held in dematerialized form (XIV) |
|-----|---------------------------------------|----------|---------------------------|--|--|--|--|---|---|-------------|-------|---|--|------------------------------------|--------|---|--------|--|
| | | | | | | | | | Class eg: X | Class eg: y | Total | | | Total as a % of Total Voting Right | No (a) | As a % of total shares held (b) | No (a) | |
| (1) | Institutions (Domestic) | | | | | | | | | | | | | | | | | |
| (a) | Mutual Funds | | | | | | | | | | | | | | | | | |
| (b) | Ventures Capital Funds | | | | | | | | | | | | | | | | | |
| (c) | Alternate Investment Funds | | | | | | | | | | | | | | | | | |
| (d) | Financial Institutions / Banks | | | | | | | | | | | | | | | | | |
| (e) | Insurance Companies | | | | | | | | | | | | | | | | | |
| (f) | Provident Funds / Pension Funds | | | | | | | | | | | | | | | | | |
| (g) | Asset Reconstruction Company | | | | | | | | | | | | | | | | | |
| (h) | Sovereign Wealth Funds | | | | | | | | | | | | | | | | | |
| (i) | NBFCs registered with RBI | | | | | | | | | | | | | | | | | |
| (j) | Other Financial Institutions | | | | | | | | | | | | | | | | | |



| | | | | | | | | | | | | | | | | | | | |
|-----|--|----|----|----|----|----|----|----|----|----|----|----|----|----|----|----|----|----|----|
| (k) | Any other (specify) | | | | | | | | | | | | | | | | | | |
| | Sub-total (B)(1) | NA | NA | NA | NA | NA | NA | NA | NA | NA | NA | NA | NA | NA | NA | NA | NA | NA | NA |
| (2) | Institutions (Foreign) | | | | | | | | | | | | | | | | | | |
| (a) | Foreign Direct Investment | | | | | | | | | | | | | | | | | | |
| (b) | Foreign Venture Capital Investors | | | | | | | | | | | | | | | | | | |
| (c) | Sovereign Wealth Funds | | | | | | | | | | | | | | | | | | |
| (d) | Foreign Portfolio Investors Category I | | | | | | | | | | | | | | | | | | |
| (e) | Foreign Portfolio Investors Category II | | | | | | | | | | | | | | | | | | |
| (f) | Overseas Depositories (holding DRs) (balancing figure) | | | | | | | | | | | | | | | | | | |
| (g) | Any Other (specify) | | | | | | | | | | | | | | | | | | |
| | Sub-total (B)(2) | NA | NA | NA | NA | NA | NA | NA | NA | NA | NA | NA | NA | NA | NA | NA | NA | NA | NA |
| (3) | Central Government / State Government (s) | | | | | | | | | | | | | | | | | | |
| | Central Government / President of India | | | | | | | | | | | | | | | | | | |
| | State Government / Governor | | | | | | | | | | | | | | | | | | |
| | Shareholding by Companies or Bodies | | | | | | | | | | | | | | | | | | |



| | | | | | | | | | | | | | | | | | | | |
|-----|---|--|----|----|----|----|----|----|----|----|----|----|----|----|----|----|----|----|----|
| | Corporate where Central / State Government is a promoter | | | | | | | | | | | | | | | | | | |
| | Sub-total (B)(3) | | NA | NA | NA | NA | NA | NA | NA | NA | NA | NA | NA | NA | NA | NA | NA | NA | NA |
| (4) | Non-Institution | | | | | | | | | | | | | | | | | | |
| (a) | Associate companies / Subsidiaries | | | | | | | | | | | | | | | | | | |
| (b) | Directors and their relatives (excluding independent directors and nominee directors) | | | | | | | | | | | | | | | | | | |
| (c) | Key Managerial Personnel | | | | | | | | | | | | | | | | | | |
| (d) | Relatives of promoters (other than 'immediate relatives' of promoters disclosed under 'Promoter and Promoter Group' category) | | | | | | | | | | | | | | | | | | |
| (e) | Trusts where any person belonging to 'Promoter and Promoter Group' category is 'trustee', 'beneficiary', or 'author of the trust' | | | | | | | | | | | | | | | | | | |



| | | | | | | | | | | | | | | | | | | | |
|-----|--|--|--|--|--|--|--|--|--|--|--|--|--|--|--|--|--|--|--|
| (f) | Investor Education and Protection Fund (IEPF) | | | | | | | | | | | | | | | | | | |
| (g) | Resident Individuals holding nominal share capital up to Rs 2 lakhs | | | | | | | | | | | | | | | | | | |
| (h) | Resident Individuals holding nominal share capital in excess of Rs 2 lakhs | | | | | | | | | | | | | | | | | | |
| (i) | Non Resident Indians (NRIs) | | | | | | | | | | | | | | | | | | |
| (j) | Foreign Nationals | | | | | | | | | | | | | | | | | | |
| (k) | Foreign Companies | | | | | | | | | | | | | | | | | | |
| | Bodies Corporate | | | | | | | | | | | | | | | | | | |
| | Others | | | | | | | | | | | | | | | | | | |
| (m) | Any Other (specify) | | | | | | | | | | | | | | | | | | |
| | Overseas Bodies Corporate: | | | | | | | | | | | | | | | | | | |
| | Trusts | | | | | | | | | | | | | | | | | | |
| | Custodian/Custodian of Enemy Property of India | | | | | | | | | | | | | | | | | | |
| | Unclaimed or Suspense or | | | | | | | | | | | | | | | | | | |



| | | | | | | | | | | | | | | | | | | | |
|---|---|--|----|----|----|----|----|----|----|----|----|----|----|----|----|----|----|----|----|
| | Escrow Account | | | | | | | | | | | | | | | | | | |
| | Sub-total (B)(4) | | NA | NA | NA | NA | NA | NA | NA | NA | NA | NA | NA | NA | NA | NA | NA | NA | NA |
| | Total Public Shareholding (B)=(B)(1)+(B)(2)+(B)(3)+B(4) | | NA | NA | NA | NA | NA | NA | NA | NA | NA | NA | NA | NA | NA | NA | NA | NA | NA |
| Details of shareholders acting as persons acting in concert including their Shareholding (No. and %): Not Applicable | | | | | | | | | | | | | | | | | | | |
| Details of Shares which remain unclaimed may be given hear along with details such as number of shareholders, outstanding shares held in demat/unclaimed suspense account, voting rights which are frozen etc. Not Applicable | | | | | | | | | | | | | | | | | | | |
| Note: | | | | | | | | | | | | | | | | | | | |
| (4) PAN would not be displayed on website of Stock Exchange(s). | | | | | | | | | | | | | | | | | | | |
| (5) The above format needs to be discussed with the name of the following persons: Institutions / Non-institutions holding more than 1% of total number of shares | | | | | | | | | | | | | | | | | | | |
| (6) W.r.t. the information pertaining to Depository Receipts, the same may be disclosed in the respective columns to the extent information available and the balance to be disclosed as held by custodian, | | | | | | | | | | | | | | | | | | | |



Table IV - Statement showing shareholding pattern of the Non Promoter Non Public Shareholder

| | Category and Name of Shareholders (I) | PAN (II) | Nos of Shareholders (III) | No. of fully paid up equity shares held (IV) | No. Of Partly paid-up equity shares held (V) | No of Shares underlying Depository Receipts (VI) | Total nos. shares held (VII) = (IV)+(V)+(VI) | Shareholding as a % of total no. of shares (calculated as per SCRR, 1957) (VIII) As a % of (A+B+C2) | Number of Voting Rights held in each class of securities (IX) | | | | No. Of Shares Underlying Outstanding convertible securities (X) | Shareholding as a % assuming full conversion of convertible securities (as a percentage of diluted share capital (XI) = (VII)+(X) As a % of (A+B+C2) | No of locked in shares (XII) | | No of Shares pledged or otherwise encumbered (XIII) | | No of shares held in dematerialized form (XIV) |
|-----|---|----------|---------------------------|--|--|--|--|---|---|-------------|-------|------------------------------------|---|--|------------------------------|---------------------------------|---|---------------------------------|--|
| | | | | | | | | | No of Voting Rights | | | Total as a % of Total Voting Right | | | No (a) | As a % of total shares held (b) | No (a) | As a % of total shares held (b) | |
| | | | | | | | | | Class eg: X | Class eg: y | Total | | | | | | | | |
| (1) | Custodian / DR Holder | | | | | | | | | | | | | | | | | | |
| (2) | Employee Benefit Trust (under SEBI (Share based Employee Benefit) Regulations 2014) | | | | | | | | | | | | | | | | | | |
| | Total Non Promoter Non Public Shareholding (C) = (C)(1)+(C)(2) | | NA | NA | NA | NA | NA | NA | NA | NA | NA | NA | NA | NA | NA | NA | NA | NA | NA |

Note:
(4) PAN would not be displayed on website of Stock Exchange(s).
(5) The above format needs to disclose name of all holders holding more than 1% of total number of shares
(6) W.r.t. the information pertaining to Depository Receipts, the same may be disclosed in the respective columns to the extent information available.



Table VI - Statement showing Foreign Ownership Limits

| Particulars | Approved Limits (%) | Limits Utilized (%) |
|---------------------------------------|----------------------------|----------------------------|
| As on shareholding date | NA | NA |
| As on the end of previous 1st quarter | NA | NA |
| As on the end of previous 2nd quarter | NA | NA |
| As on the end of previous 3rd quarter | NA | NA |
| As on the end of previous 4th quarter | NA | NA |

Notes:

- 1) "Approved Limits (%)" means the limit approved by Board of Directors / shareholders of the Listed entity. In case the listed entity has no Board approved limit, provide details of sectoral / statutory cap prescribed by Government / Regulatory Authorities
- 2) Details of Foreign ownership includes foreign ownership / investments as specified in Rule 2(s) of the Foreign Exchange Management (Non debt Instruments) Rules, 2019, made under the Foreign Exchange Management Act, 1999.



SHAREHOLDING PATTERN AS PER THE FORMAT UNDER REGULATION 31 OF SEBI (LISTING OBLIGATIONS AND DISCLOSURE REQUIREMENTS), 2015

Pre-Scheme Shareholding Pattern of Equity Shares of Panchmahal Properties Limited (with PAN)

1. **Name of the Company:** Panchmahal Properties Limited
2. **Scrip Code / Name of Scrip / Class of Security:** Equity Shares
3. **Shareholding Pattern Filed under:** Not Applicable
4. **Shareholding Pattern as on** 31st March 2023
5. **Declaration:** The Listed Entity is required to submit the following declaration to the extent of submission of information:

| | PARTICULARS | YES* | NO* |
|---|--|-------------|------------|
| 1 | Whether the Listed Entity has issued any partly paid up shares? | | No |
| 2 | Whether the Listed Entity has issued any Convertible Securities ? | | No |
| 3 | Whether the Listed Entity has issued any Warrants ? | | No |
| 4 | Whether the Listed Entity has any shares against which depository receipts are issued? | | No |
| 5 | Whether the Listed Entity has any shares in locked-in? | | No |
| 6 | Whether any shares held by promoters are pledge or otherwise encumbered? | | No |
| 7 | Whether company has equity shares with differential voting rights? | | No |
| 8 | Whether the listed entity has any significant beneficial owner? | | Yes |

*If the Listed Entity selects the option 'No' for the questions above, the columns for the partly paid up shares, Outstanding Convertible Securities / Warrants, depository receipts, locked-in shares, No of shares pledged or otherwise encumbered by promoters, as applicable, shall not be displayed at the time of dissemination on the Stock Exchange website. Also wherever there is 'No' declared by Listed Entity in above table the values will be considered as 'Zero' by default on submission of the format of holding of specified securities.



Table I – Summary statement holding of specified securities

| Category (I) | Category of Shareholder (II) | Nos of Shareholders (III) | No. of fully paid up equity shares held (IV) | No. Of Partly paid-up equity shares held (V) | No of Shares underlying Depository Receipts (VI) | Total nos. shares held (VII) = (IV)+(V)+(VI) | Shareholding as a % of total no. of shares (calculated as per SCRR, 1957) (VIII) As a % of (A+B+C2) | Number of Voting Rights held in each class of securities (IX) | | | No. Of Shares Underlying Outstanding convertible securities (X) | Shareholding as a % assuming full conversion of convertible securities (as a percentage of diluted share capital (XI) = (VII)+(X) As a % of (A+B+C2) | No of locked in shares (XII) | | No of Shares pledged or otherwise encumbered (XIII) | | No of shares held in dematerialized form (XIV) |
|--------------|-------------------------------|---------------------------|--|--|--|--|---|---|------------|-----------------|---|--|------------------------------|---------------------------------|---|---------------------------------|--|
| | | | | | | | | No of Voting Rights | | | | | No (a) | As a % of total shares held (b) | No (a) | As a % of total shares held (b) | |
| | | | | | | | | Class eg: X | Class eg:y | Total | | | | | | | |
| (A) | Promoter & Promoter Group | 7 | 3,51,230 | | | 3,51,230 | 100.00 | 3,51,230 | NA | 3,51,230 | | 100.00 | | | | | 3,51,230 |
| (B) | Public | 0 | 0 | | | 0 | 0.00 | 0 | NA | 0 | | 0.00 | | | | | 0 |
| (C) | Non Promoter-Non Public | | | | | | | | | | | | | | | | |
| (C1) | Shares underlying DR | | | | | | | | | | | | | | | | |
| (C2) | Shares held by Employee Trust | | | | | | | | | | | | | | | | |
| | Total | 7 | 3,51,230 | NIL | NIL | 3,51,230 | 100.00 | 3,51,230 | NA | 3,51,230 | NIL | 100.00 | NIL | NIL | NIL | NIL | 3,51,230 |





Table II - Statement showing shareholding pattern of the Promoter and Promoter Group

| Category and Name of Shareholders (I) | PAN (II) | Nos of Shareholders (III) | No. of fully paid up equity shares held (IV) | No. Of Partly paid-up equity shares held (V) | No of Shares underlying Depository Receipts (VI) | Total nos. shares held (VII) = (IV)+(V)+(VI) | Shareholding as a % of total no. of shares (calculated as per SCRR, 1957) (VIII) As a % of (A+B+C2) | Number of Voting Rights held in each class of securities (IX) | | | No. Of Shares Underlying Outstanding convertible securities (X) | Shareholding as a % assuming full conversion of convertible securities (as a percentage of diluted share capital (XI) = (VII)+(X) As a % of (A+B+C2) | No of locked in shares (XII) | | No of Shares pledged or otherwise encumbered (XIII) | | No of shares held in dematerialized form (XIV) | |
|---|------------|---------------------------|--|--|--|--|---|---|-------------|----------|---|--|------------------------------------|--------|---|--------|--|---------------------------------|
| | | | | | | | | No of Voting Rights | | | | | Total as a % of Total Voting Right | No (a) | As a % of total shares held (b) | No (a) | | As a % of total shares held (b) |
| | | | | | | | | Class eg: X | Class eg: y | Total | | | | | | | | |
| 1) Indian | | | | | | | | | | | | | | | | | | |
| a) Individuals/Hindu undivided Family | | 6 | 60 | | | 60 | 0.02 | 60 | | 60 | 0.02 | | | | | | | 60 |
| Upendra Kumar Gupta * | AAHPG1570G | | 10 | | | 10 | 0.00 | 10 | | 10 | 0.00 | | | | | | | 10 |
| Dilip Kumar Swain * | AIGPS3257B | | 10 | | | 10 | 0.00 | 10 | | 10 | 0.00 | | | | | | | 10 |
| Harish Kumar Wadhwan * | AAAPW3287B | | 10 | | | 10 | 0.00 | 10 | | 10 | 0.00 | | | | | | | 10 |
| Manish Khanna * | AMJPK3015A | | 10 | | | 10 | 0.00 | 10 | | 10 | 0.00 | | | | | | | 10 |
| Sarish Arand * | AAIP9251F | | 10 | | | 10 | 0.00 | 10 | | 10 | 0.00 | | | | | | | 10 |
| Rachit Nagoni * | AFKPN7730B | | 10 | | | 10 | 0.00 | 10 | | 10 | 0.00 | | | | | | | 10 |
| b) Central Government/State Government(s) | | | | | | | | | | | | | | | | | | |
| c) Financial Institutions/Banks | | | | | | | | | | | | | | | | | | |
| d) Any Other (specify) | | 1 | 3,51,170 | | | 3,51,170 | 99.98 | 3,51,170 | | 3,51,170 | 99.98 | | | | | | | 3,51,170 |
| Bengal & Assam Company Ltd | AABCB0970C | | 3,51,170 | | | 3,51,170 | 99.98 | 3,51,170 | | 3,51,170 | 99.98 | | | | | | | 3,51,170 |
| Sub-Total (A+I) | | 7 | 3,51,230 | NIL | NIL | 3,51,230 | 100.00 | NA | NA | 3,51,230 | 100.00 | NIL | NIL | NIL | NIL | NIL | NIL | 3,51,230 |



| Category and Name of Shareholders (I) | PAN (II) | Nos of Shareholders (III) | No. of fully paid up equity shares held (IV) | No. Of Partly paid-up equity shares held (V) | No of Shares underlying Depository Receipts (VI) | Total nos. shares held (VII) = (IV)+(V)+(VI) | Shareholding as a % of total no. of shares (calculated as per SCRR, 1957) (VIII) As a % of (A+B+C2) | Number of Voting Rights held in each class of securities (IX) | | | | No. Of Shares Underlying Outstanding convertible securities (X) | Shareholding as a % assuming full conversion of convertible securities (as a percentage of diluted share capital (XI) = (VII)+(X) As a % of (A+B+C2) | No of locked in shares (XII) | | No of Shares pledged or otherwise encumbered (XIII) | | No of shares held in dematerialized form (XIV) | |
|---|----------|---------------------------|--|--|--|--|---|---|-------------|-------|------------------------------------|---|--|------------------------------|---------------------------------|---|---------------------------------|--|----------|
| | | | | | | | | No of Voting Rights | | | Total as a % of Total Voting Right | | | No (a) | As a % of total shares held (b) | No (a) | As a % of total shares held (b) | | |
| | | | | | | | | Class eg: X | Class eg: Y | Total | | | | | | | | | |
| 2) Foreign | | | | | | | | | | | | | | | | | | | |
| a) Individuals (NonResident Individuals/ Foreign Individuals) | | | | | | | | | | | | | | | | | | | |
| b) Government Institutions | | | | | | | | | | | | | | | | | | | |
| c) Foreign Portfolio Investor | | | | | | | | | | | | | | | | | | | |
| d) Any Other (specify) | | | | | | | | | | | | | | | | | | | |
| Sub-Total (A)(2) | NIL | NIL | NIL | NIL | NIL | NIL | NA | NA | NA | NA | NIL | NIL | NIL | NIL | NIL | NIL | NIL | NIL | NIL |
| Total Shareholding of Promoter and Promoter Group (A)=(A)(1)+(A)(2) | | | 7 | 3,51,230 | NIL | NIL | 3,51,230 | 100.00 | NA | NA | 3,51,230 | 100.00 | NIL | 100.00 | NIL | NIL | NIL | NIL | 3,51,230 |

Details of Shares which remain unclaimed may be given along with details such as number of shareholders, outstanding shares held in demat/unclaimed suspense account, voting rights which are frozen etc.: Not Applicable

Note:

- PAN would not be displayed on website of Stock Exchange(s).
- The term "Encumbrance" has the same meaning as assigned under regulation 28(3) of SEBI (Substantial Acquisition of Shares and Takeovers) Regulations, 2011.

* Jointly with Bengal & Assam Company Limited




Table III - Statement showing shareholding pattern of the Public Shareholder

| Category and Name of Shareholders (I) | PAN (II) | Nos of Shareholders (III) | No. of fully paid up equity shares held (IV) | No. Of Partly paid-up equity shares held (V) | No of Shares underlying Depository Receipts (VI) | Total nos. shares held (VII) = (IV)+(V)+(VI) | Shareholding as a % of total no. of shares (calculated as per SCRR, 1957) (VIII) As a % of (A+B+C2) | Number of Voting Rights held in each class of securities (IX) | | | No. Of Shares Underlying Outstanding convertible securities (X) | Shareholding as a % assuming full conversion of convertible securities (as a percentage of diluted share capital (XI) = (VII)+(X) As a % of (A+B+C2) | No of locked in shares (XII) | | No of Shares pledged or otherwise encumbered (XIII) | | No of shares held in dematerialized form (XIV) | |
|---------------------------------------|----------|---------------------------|--|--|--|--|---|---|-------------|-------|---|--|------------------------------------|--------|---|--------|--|---------------------------------|
| | | | | | | | | No of Voting Rights | | | | | Total as a % of Total Voting Right | No (a) | As a % of total shares held (b) | No (a) | | As a % of total shares held (b) |
| | | | | | | | | Class eg: X | Class eg: y | Total | | | | | | | | |
| (l) Institutions (Domestic) | | | | | | | | | | | | | | | | | | |
| (a) Mutual Funds | | | | | | | | | | | | | | | | | | |
| (b) Ventures Capital Funds | | | | | | | | | | | | | | | | | | |
| (c) Alternate Investment Funds | | | | | | | | | | | | | | | | | | |
| (d) Financial Institutions / Banks | | | | | | | | | | | | | | | | | | |
| (e) Insurance Companies | | | | | | | | | | | | | | | | | | |
| (f) Provident Funds / Pension Funds | | | | | | | | | | | | | | | | | | |
| (g) Asset Reconstruction Company | | | | | | | | | | | | | | | | | | |
| (h) Sovereign Wealth Funds | | | | | | | | | | | | | | | | | | |
| (i) NEFCs registered with RBI | | | | | | | | | | | | | | | | | | |
| (j) Other Financial Institutions | | | | | | | | | | | | | | | | | | |
| (k) Any other (specify) | | | | | | | | | | | | | | | | | | |

NIL



| Category and Name of Shareholders (I) | PAN (II) | Nos of Shareholders (III) | No. of fully paid up equity shares held (IV) | No. Of Partly paid-up equity shares held (V) | No of Shares underlying Depository Receipts (VI) | Total nos. shares held (VII) = (IV)+(V)+(VI) | Shareholding as a % of total no. of shares (calculated as per SCRR, 1957) (VIII) As a % of (A+B+C2) | Number of Voting Rights held in each class of securities (IX) | | | | No. Of Shares Underlying Outstanding convertible securities (X) | Shareholding as a % assuming full conversion of convertible securities (as a percentage of diluted share capital (XI) = (VII)+(X) As a % of (A+B+C2) | No of locked in shares (XII) | | No of Shares pledged or otherwise encumbered (XIII) | | No of shares held in dematerialized form (XIV) |
|--|----------|---------------------------|--|--|--|--|---|---|-------------|-------|------------------------------------|---|--|------------------------------|---------------------------------|---|---------------------------------|--|
| | | | | | | | | No of Voting Rights | | | Total as a % of Total Voting Right | | | No (a) | As a % of total shares held (b) | No (a) | As a % of total shares held (b) | |
| | | | | | | | | Class eg: X | Class eg: y | Total | | | | | | | | |
| Sub-total (B)(1) | | NIL | NIL | NIL | NIL | NIL | NIL | NA | NA | NA | NA | NIL | NIL | NIL | NIL | NIL | NIL | NIL |
| (2) Institutions (Foreign) | | | | | | | | | | | | | | | | | | |
| (a) Foreign Direct Investment | | | | | | | | | | | | | | | | | | |
| (b) Foreign Venture Capital Investors | | | | | | | | | | | | | | | | | | |
| (c) Sovereign Wealth Funds | | | | | | | | | | | | | | | | | | |
| (d) Foreign Portfolio Investors Category I | | | | | | | | | | | | | | | | | | |
| (e) Foreign Portfolio Investors Category II | | | | | | | NIL | | | | | | | | | | | |
| (f) Overseas Depositories (holding DRs) (balancing figure) | | | | | | | | | | | | | | | | | | |
| (g) Any Other (specify) | | | | | | | | | | | | | | | | | | |
| Sub-total (B)(2) | | NIL | NIL | NIL | NIL | NIL | NIL | NA | NA | NA | NA | NIL | NIL | NIL | NIL | NIL | NIL | NIL |
| (3) Central Government / State Government (s) | | | | | | | | | | | | | | | | | | |

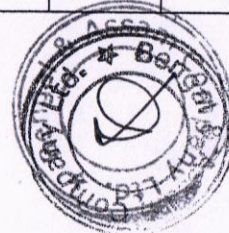


| Category and Name of Shareholders (I) | PAN (II) | Nos of Shareholders (III) | No. of fully paid up equity shares held (IV) | No. Of Partly paid-up equity shares held (V) | No of Shares underlying Depository Receipts (VI) | Total nos. shares held (VII) = (IV)+(V)+(VI) | Shareholding as a % of total no. of shares (calculated as per SCRR, 1957) (VIII) As a % of (A+B+C2) | Number of Voting Rights held in each class of securities (IX) | | | No. Of Shares Underlying Outstanding convertible securities (X) | Shareholding as a % assuming full conversion of convertible securities (as a percentage of diluted share capital (XI) = (VII)+(X) As a % of (A+B+C2) | No of locked in shares (XII) | | No of Shares pledged or otherwise encumbered (XIII) | | No of shares held in dematerialized form (XIV) | |
|--|----------|---------------------------|--|--|--|--|---|---|-------------|------------------------------------|---|--|------------------------------|---------------------------------|---|---------------------------------|--|-------|
| | | | | | | | | No of Voting Rights | | Total as a % of Total Voting Right | | | No (a) | As a % of total shares held (b) | No (a) | As a % of total shares held (b) | | |
| | | | | | | | | Class eg: X | Class eg: y | | | | | | | | | Total |
| Central Government / President of India | | | | | | | | | | | | | | | | | | |
| State Government / Governor | | | | | | | | | | | | | | | | | | |
| Shareholding by Companies or Bodies Corporate where Central / State Government is a promoter | | | | | | | | | | | | | | | | | | |
| Sub-total (B)(3) | | NIL | NIL | NIL | NIL | NIL | NIL | NA | NA | NA | NA | NIL | NIL | NIL | NIL | NIL | NIL | NIL |
| (4) Non-Institution | | | | | | | | | | | | | | | | | | |
| (a) Associate companies / Subsidiaries | | | | | | | | | | | | | | | | | | |
| (b) Directors and their relatives (excluding independent directors and nominee directors) | | | | | | | | | | | | | | | | | | |



| Category and Name of Shareholders (I) | PAN (II) | Nos of Shareholders (III) | No. of fully paid up equity shares held (IV) | No. Of Partly paid-up equity shares held (V) | No of Shares underlying Depository Receipts (VI) | Total nos. shares held (VII) = (IV)+(V)+(VI) | Shareholding as a % of total no. of shares (calculated as per SCRR, 1957) (VIII) As a % of (A+B+C2) | Number of Voting Rights held in each class of securities (IX) | | | No. Of Shares Underlying Outstanding convertible securities (X) | Shareholding as a % assuming full conversion of convertible securities (as a percentage of diluted share capital (XI) = (VII)+(X) As a % of (A+B+C2) | No of locked in shares (XII) | | No of Shares pledged or otherwise encumbered (XIII) | | No of shares held in dematerialized form (XIV) | |
|---|----------|---------------------------|--|--|--|--|---|---|-------------|-------|---|--|------------------------------------|--------|---|--------|--|---------------------------------|
| | | | | | | | | No of Voting Rights | | | | | Total as a % of Total Voting Right | No (a) | As a % of total shares held (b) | No (a) | | As a % of total shares held (b) |
| | | | | | | | | Class eg: X | Class eg: y | Total | | | | | | | | |
| (c) Key Managerial Personnel | | | | | | | | | | | | | | | | | | |
| (d) Relatives of promoters (other than 'immediate relatives' of promoters disclosed under 'Promoter and Promoter Group' category) | | | | | | | | | | | | | | | | | | |
| (e) Trusts where any person belonging to 'Promoter and Promoter Group' category is 'trustee', 'beneficiary', or 'author of the trust' | | | | | | | | | | | | | | | | | | |
| (f) Investor Education and Protection Fund (IEPF) | | | | | | | | | | | | | | | | | | |

NIL



| Category and Name of Shareholders (I) | PAN (II) | Nos of Shareholders (III) | No. of fully paid up equity shares held (IV) | No. Of Partly paid-up equity shares held (V) | No of Shares underlying Depository Receipts (VI) | Total nos. shares held (VII) = (IV)+(V)+(VI) | Shareholding as a % of total no. of shares (calculated as per SCRR, 1957) (VIII) As a % of (A+B+C2) | Number of Voting Rights held in each class of securities (IX) | | | No. Of Shares Underlying Outstanding convertible securities (X) | Shareholding as a % assuming full conversion of convertible securities (as a percentage of diluted share capital (XI) = (VII)+(X) As a % of (A+B+C2) | No of locked in shares (XII) | | No of Shares pledged or otherwise encumbered (XIII) | | No of shares held in dematerialized form (XIV) | | |
|---|----------|---------------------------|--|--|--|--|---|---|-------------|------------------------------------|---|--|------------------------------|---------------------------------|---|---------------------------------|--|-------|-----|
| | | | | | | | | No of Voting Rights | | Total as a % of Total Voting Right | | | No (a) | As a % of total shares held (b) | No (a) | As a % of total shares held (b) | | | |
| | | | | | | | | Class eg: X | Class eg: y | | | | | | | | | Total | |
| (g) Resident Individuals holding nominal share capital up to Rs. 2 lakhs | | | | | | | | | | | | | | | | | | | |
| (h) Resident Individuals holding nominal share capital in excess of Rs. 2 lakhs | | | | | | | | | | | | | | | | | | | |
| (i) Non Resident Indians (NRIs) | | | | | | | | | | | | | | | | | | | |
| (j) Foreign Nationals | | | | | | | | | | | | | | | | | | | |
| (k) Foreign Companies | | | | | | | | | | | | | | | | | | | |
| (l) Bodies Corporate | | | | | | | | | | | | | | | | | | | |
| Sub-total (B)(4) | | NIL | NIL | NIL | NIL | NIL | NIL | NA | NA | NA | NA | NIL | NIL | NIL | NIL | NIL | NIL | NIL | NIL |
| Total Public Shareholding (B)=(B)(1)+(B)(2)+(B)(3)+B(4) | | NIL | NIL | NIL | NIL | NIL | NIL | NA | NA | NA | NA | NIL | NIL | NIL | NIL | NIL | NIL | NIL | NIL |

Details of shareholders acting as persons acting in concert including their Shareholding (No. and %): Not Applicable

Details of Shares which remain unclaimed may be given hear along with details such as number of shareholders, outstanding shares held in demat/unclaimed suspense account, voting rights which are frozen etc.: Not Applicable

Note:

- PAN would not be displayed on website of Stock Exchange(s).
- The above format needs to be discussed with the name of the following persons:
Institutions / Non-institutions holding more than 1% of total number of shares
- W.r.t. the information pertaining to Depository Receipts, the same may be disclosed in the respective columns to the extent information available and the balance to be disclosed as held by custodian.




Table IV - Statement showing shareholding pattern of the Non Promoter Non Public Shareholder

| Category and Name of Shareholders (I) | PAN (II) | Nos of Shareholders (III) | No. of fully paid up equity shares held (IV) | No. Of Partly paid-up equity shares held (V) | No of Shares underlying Depository Receipts (VI) | Total nos. shares held (VII) = (IV)+(V)+(VI) | Shareholding as a % of total no. of shares (calculated as per SCRR, 1957) (VIII) As a % of (A+B+C2) | Number of Voting Rights held in each class of securities (IX) | | | | No. Of Shares Underlying Outstanding convertible securities (X) | Shareholding as a % assuming full conversion of convertible securities (as a percentage of diluted share capital (XI) = (VII)+(X) As a % of (A+B+C2) | No of locked in shares (XII) | | No of Shares pledged or otherwise encumbered (XIII) | | No of shares held in dematerialized form (XIV) | |
|---|----------|---------------------------|--|--|--|--|---|---|-------------|-------|------------------------------------|---|--|------------------------------|---------------------------------|---|---------------------------------|--|-----|
| | | | | | | | | No of Voting Rights | | | Total as a % of Total Voting Right | | | No (a) | As a % of total shares held (b) | No (a) | As a % of total shares held (b) | | |
| | | | | | | | | Class eg: X | Class eg: y | Total | | | | | | | | | |
| (1) Custodian / DR Holder | | | | | | | | | | | | | | | | | | | |
| (2) Employee Benefit Trust (under SEBI (Share based Employee Benefit) Regulations 2014) | | | | | | | | | | | | | | | | | | | |
| Total Non Promoter Non Public Shareholding (C) = (C)(1)+(C)(2) | | NIL | NIL | NIL | NIL | NIL | NIL | NA | NA | NA | NA | NIL | NIL | NIL | NIL | NIL | NIL | NIL | NIL |

Note:
 (1) PAN would not be displayed on website of Stock Exchange(s).
 (2) The above format needs to disclose name of all holders holding more than 1% of total number of shares
 (3) W.r.t. the information pertaining to Depository Receipts, the same may be disclosed in the respective columns to the extent information available.



Table V - Statement showing details of significant beneficial owners

| Sr. No. | Details of SBO (I) | | Details of Registered Owner (II) | | Details of holding/ exercise of right of the SBO in the reporting company, whether direct or indirect*: (III) | | | | | Date of creation / acquisition of significant beneficial interest# (IV) |
|--|--------------------|-------------|----------------------------------|-------------|---|---------------|--|---------------------|-----------------------------------|---|
| | Name | Nationality | Name | Nationality | Whether by virtue of: | | | | | |
| | | | | | Shares | Voting Rights | Rights on distributable dividend or any other distribution | Exercise of control | Exercise of significant influence | |
| NIL | | | | | | | | | | |
| Note: * In case the nature of the holding/ exercise of the right of a SBO falls under multiple categories specified under (a) to (e) under Column III, multiple rows for the same SBO shall be inserted accordingly for each of the categories. # This column shall have the details as specified by the listed entity under Form No. BEN-2 as submitted to the Registrar. | | | | | | | | | | |

Table VI - Statement showing Foreign Ownership Limits

| Particulars | Approved Limits (%) | Limits Utilized (%) |
|--|---------------------|---------------------|
| NIL | | |
| Notes: 1) "Approved Limits (%)" means the limit approved by Board of Directors / shareholders of the Listed entity. In case the listed entity has no Board approved limit, provide details of sectoral / statutory cap prescribed by Government / Regulatory Authorities 2) Details of Foreign ownership includes foreign ownership / investments as specified in Rule 2(s) of the Foreign Exchange Management (Non debt Instruments) Rules, 2019, made under the Foreign Exchange Management Act, 1999. | | |



SHAREHOLDING PATTERN AS PER THE FORMAT UNDER REGULATION 31 OF SEBI (LISTING OBLIGATIONS AND DISCLOSURE REQUIREMENTS), 2015

Post-Scheme Shareholding Pattern of Equity Shares of Panchmahal Properties Limited (with PAN)

6. **Name of the Company:** Panchmahal Properties Limited
7. **Scrip Code / Name of Scrip / Class of Security:** Equity Shares
8. **Shareholding Pattern Filed under:** Not Applicable
9. **Shareholding Pattern as on 31st March 2023**
10. **Declaration:** The Listed Entity is required to submit the following declaration to the extent of submission of information:

| | PARTICULARS | YES* | NO* |
|---|--|-------------|------------|
| 1 | Whether the Listed Entity has issued any partly paid up shares? | | No |
| 2 | Whether the Listed Entity has issued any Convertible Securities ? | | No |
| 3 | Whether the Listed Entity has issued any Warrants ? | | No |
| 4 | Whether the Listed Entity has any shares against which depository receipts are issued? | | No |
| 5 | Whether the Listed Entity has any shares in locked-in? | | No |
| 6 | Whether any shares held by promoters are pledge or otherwise encumbered? | | No |
| 7 | Whether company has equity shares with differential voting rights? | | No |
| 8 | Whether the listed entity has any significant beneficial owner? | | Yes |

*If the Listed Entity selects the option 'No' for the questions above, the columns for the partly paid up shares, Outstanding Convertible Securities / Warrants, depository receipts, locked-in shares, No of shares pledged or otherwise encumbered by promoters, as applicable, shall not be displayed at the time of dissemination on the Stock Exchange website. Also wherever there is 'No' declared by Listed Entity in above table the values will be considered as 'Zero' by default on submission of the format of holding of specified securities.




Table I – Summary statement holding of specified securities

| Category (I) | Category of Shareholder (II) | Nos of Shareholders (III) | No. of fully paid up equity shares held (IV) | No. Of Partly paid-up equity shares held (V) | No of Shares underlying Depository Receipts (VI) | Total nos. shares held (VII) = (IV)+(V)+(VI) | Shareholding as a % of total no. of shares (calculated as per SCRR, 1957) (VIII) As a % of (A+B+C2) | Number of Voting Rights held in each class of securities (IX) | | | No. Of Shares Underlying Outstanding convertible securities (X) | Shareholding as a % assuming full conversion of convertible securities (as a percentage of diluted share capital (XI) = (VII)+(X) As a % of (A+B+C2) | No of locked in shares (XII) | | No of Shares pledged or otherwise encumbered (XIII) | | No of shares held in dematerialized form (XIV) |
|--------------|-------------------------------|---------------------------|--|--|--|--|---|---|------------|-----------------|---|--|------------------------------|---------------------------------|---|---------------------------------|--|
| | | | | | | | | No of Voting Rights | | | | | No (a) | As a % of total shares held (b) | No (a) | As a % of total shares held (b) | |
| | | | | | | | | Class eg: X | Class eg:y | Total | | | | | | | |
| (A) | Promoter & Promoter Group | 7 | 3,51,230 | | | 3,51,230 | 100.00 | 3,51,230 | NA | 3,51,230 | | 100.00 | | | | | 3,51,230 |
| (B) | Public | 0 | 0 | | | 0 | 0.00 | 0 | NA | 0 | | 0.00 | | | | | 0 |
| (C) | Non Promoter-Non Public | | | | | | | | | | | | | | | | |
| (C1) | Shares underlying DR | | | | | | | | | | | | | | | | |
| (C2) | Shares held by Employee Trust | | | | | | | | | | | | | | | | |
| | Total | 7 | 3,51,230 | NIL | NIL | 3,51,230 | 100.00 | 3,51,230 | NA | 3,51,230 | NIL | 100.00 | NIL | NIL | NIL | NIL | 3,51,230 |



Table II - Statement showing shareholding pattern of the Promoter and Promoter Group

| Category and Name of Shareholders (I) | PAN (II) | Nos of Shareholders (III) | No. of fully paid up equity shares held (IV) | No. Of Partly paid-up equity shares held (V) | No of Shares underlying Depository Receipts (VI) | Total nos. shares held (VII) = (IV)+(V)+(VI) | Shareholding as a % of total no. of shares (calculated as per SCRR, 1957) (VIII) As a % of (A+B+C2) | Number of Voting Rights held in each class of securities (IX) | | | No. Of Shares Underlying Outstanding convertible securities (X) | Shareholding as a % assuming full conversion of convertible securities (as a percentage of diluted share capital (XI) = (VII)+(X) As a % of (A+B+C2) | No of locked in shares (XII) | | No of Shares pledged or otherwise encumbered (XIII) | | No of shares held in dematerialized form (XIV) | |
|--|------------|---------------------------|--|--|--|--|---|---|-------------|----------|---|--|------------------------------------|--------|---|--------|--|---------------------------------|
| | | | | | | | | No of Voting Rights | | | | | Total as a % of Total Voting Right | No (a) | As a % of total shares held (b) | No (a) | | As a % of total shares held (b) |
| | | | | | | | | Class eg: X | Class eg: y | Total | | | | | | | | |
| 1) Indian | | | | | | | | | | | | | | | | | | |
| a) Individuals/Hindu undivided Family | | 6 | 60 | | | 60 | 0.02 | 60 | 60 | 0.02 | | | | | | | | 60 |
| Upendra Kumar Gupta * | AAHPG1570G | | 10 | | | 10 | 0.00 | 10 | 10 | 0.00 | | | | | | | | 10 |
| Dilip Kumar Swain* | AIGPS3257B | | 10 | | | 10 | 0.00 | 10 | 10 | 0.00 | | | | | | | | 10 |
| Harish Kumar Wadhwan* | AAAPW3287B | | 10 | | | 10 | 0.00 | 10 | 10 | 0.00 | | | | | | | | 10 |
| Manish Khanna* | AMJPK3015A | | 10 | | | 10 | 0.00 | 10 | 10 | 0.00 | | | | | | | | 10 |
| Satish Anand* | AAIP9251F | | 10 | | | 10 | 0.00 | 10 | 10 | 0.00 | | | | | | | | 10 |
| Rachit Nagori* | AFKPN7730B | | 10 | | | 10 | 0.00 | 10 | 10 | 0.00 | | | | | | | | 10 |
| b) Central Government/ State Government(s) | | | | | | | | | | | | | | | | | | |
| c) Financial Institutions/Banks | | | | | | | | | | | | | | | | | | |
| d) Any Other (specify) | | 1 | 3,51,170 | | | 3,51,170 | 99.98 | 3,51,170 | 3,51,170 | 99.98 | | | | | | | | 3,51,170 |
| Bengal & Assam Company Ltd | AABCB0970C | | 3,51,170 | | | 3,51,170 | 99.98 | 3,51,170 | 3,51,170 | 99.98 | | | | | | | | 3,51,170 |
| Sub-Total (A)(1) | | 7 | 3,51,230 | NIL | NIL | 3,51,230 | 100.00 | NA | NA | 3,51,230 | 100.00 | NIL | 100.00 | NIL | NIL | NIL | NIL | 3,51,230 |



| Category and Name of Shareholders (I) | PAN (II) | Nos of Shareholders (III) | No. of fully paid up equity shares held (IV) | No. Of Partly paid-up equity shares held (V) | No of Shares underlying Depository Receipts (VI) | Total nos. shares held (VII) = (IV)+(V)+(VI) | Shareholding as a % of total no. of shares (calculated as per SCRR, 1957) (VIII) As a % of (A+B+C2) | Number of Voting Rights held in each class of securities (IX) | | | No. Of Shares Underlying Outstanding convertible securities (X) | Shareholding as a % assuming full conversion of convertible securities (as a percentage of diluted share capital (XI) = (VII)+(X) As a % of (A+B+C2) | No of locked in shares (XII) | | No of Shares pledged or otherwise encumbered (XIII) | | No of shares held in dematerialized form (XIV) | | |
|---|----------|---------------------------|--|--|--|--|---|---|-------------|-------|---|--|------------------------------------|--------|---|--------|--|---------------------------------|----------|
| | | | | | | | | No of Voting Rights | | | | | Total as a % of Total Voting Right | No (a) | As a % of total shares held (b) | No (a) | | As a % of total shares held (b) | |
| | | | | | | | | Class eg: X | Class eg: Y | Total | | | | | | | | | |
| 2) Foreign | | | | | | | | | | | | | | | | | | | |
| a) Individuals (NonResident Individuals/ Foreign Individuals) | | | | | | | | | | | | | | | | | | | |
| b) Government | | | | | | | | | | | | | | | | | | | |
| c) Institutions | | | | | | | | | | | | | | | | | | | |
| d) Foreign Portfolio Investor | | | | | | | | | | | | | | | | | | | |
| e) Any Other (specify) | | | | | | | | | | | | | | | | | | | |
| Sub-Total (A)(2) | NIL | NIL | NIL | NIL | NIL | NIL | NA | NA | NA | NA | NIL | NIL | NIL | NIL | NIL | NIL | NIL | NIL | NIL |
| Total Shareholding of Promoter and Promoter Group (A)=(A)(1)+(A)(2) | | | 7 | 3,51,230 | NIL | NIL | 3,51,230 | 100.00 | NA | NA | 3,51,230 | 100.00 | NIL | 100.00 | NIL | NIL | NIL | NIL | 3,51,230 |

Details of Shares which remain unclaimed may be given hear along with details such as number of shareholders, outstanding shares held in demat/unclaimed suspense account, voting rights which are frozen etc.: Not Applicable

Note:
3) PAN would not be displayed on website of Stock Exchange(s).

4) The term "Encumbrance" has the same meaning as assigned under regulation 28(3) of SEBI (Substantial Acquisition of Shares and Takeovers) Regulations, 2011.

* Jointly with Bengal & Assam Company Limited




Table III - Statement showing shareholding pattern of the Public Shareholder

| Category and Name of Shareholders (I) | PAN (II) | Nos of Shareholders (III) | No. of fully paid up equity shares held (IV) | No. Of Partly paid-up equity shares held (V) | No of Shares underlying Depository Receipts (VI) | Total nos. shares held (VII) = (IV)+(V)+(VI) | Shareholding as a % of total no. of shares (calculated as per SCRR, 1957) (VIII) As a % of (A+B+C2) | Number of Voting Rights held in each class of securities (IX) | | | | No. Of Shares Underlying Outstanding convertible securities (X) | Shareholding as a % assuming full conversion of convertible securities (as a percentage of diluted share capital (XI) = (VII)+(X) As a % of (A+B+C2) | No of locked in shares (XII) | | No of Shares pledged or otherwise encumbered (XIII) | | No of shares held in dematerialized form (XIV) |
|---------------------------------------|----------|---------------------------|--|--|--|--|---|---|-------------|-------|------------------------------------|---|--|------------------------------|---------------------------------|---|---------------------------------|--|
| | | | | | | | | No of Voting Rights | | | Total as a % of Total Voting Right | | | No (a) | As a % of total shares held (b) | No (a) | As a % of total shares held (b) | |
| | | | | | | | | Class eg: X | Class eg: y | Total | | | | | | | | |
| (1) Institutions (Domestic) | | | | | | | | | | | | | | | | | | |
| (a) Mutual Funds | | | | | | | | | | | | | | | | | | |
| (b) Ventures Capital Funds | | | | | | | | | | | | | | | | | | |
| (c) Alternate investment Funds | | | | | | | | | | | | | | | | | | |
| (d) Financial Institutions / Banks | | | | | | | | | | | | | | | | | | |
| (e) Insurance Companies | | | | | | | | | | | | | | | | | | |
| (f) Provident Funds / Pension Funds | | | | | | | | | | | | | | | | | | |
| (g) Asset Reconstruction Company | | | | | | | | | | | | | | | | | | |
| (h) Sovereign Wealth Funds | | | | | | | | | | | | | | | | | | |
| (i) NBFCs registered with RBI | | | | | | | | | | | | | | | | | | |
| (j) Other Financial Institutions | | | | | | | | | | | | | | | | | | |
| (k) Any other (specify) | | | | | | | | | | | | | | | | | | |

NIL



| Category and Name of Shareholders (I) | PAN (II) | Nos of Shareholders (III) | No. of fully paid up equity shares held (IV) | No. Of Partly paid-up equity shares held (V) | No of Shares underlying Depository Receipts (VI) | Total nos. shares held (VII) = (IV)+(V)+(VI) | Shareholding as a % of total no. of shares (calculated as per SCRR, 1957) (VIII) As a % of (A+B+C2) | Number of Voting Rights held in each class of securities (IX) | | | No. Of Shares Underlying Outstanding convertible securities (X) | Shareholding as a % assuming full conversion of convertible securities (as a percentage of diluted share capital (XI) = (VII)+(X) As a % of (A+B+C2) | No of locked in shares (XII) | | No of Shares pledged or otherwise encumbered (XIII) | | No of shares held in dematerialized form (XIV) | |
|--|----------|---------------------------|--|--|--|--|---|---|-------------|------------------------------------|---|--|------------------------------|---------------------------------|---|---------------------------------|--|-------|
| | | | | | | | | No of Voting Rights | | Total as a % of Total Voting Right | | | No (a) | As a % of total shares held (b) | No (a) | As a % of total shares held (b) | | |
| | | | | | | | | Class eg: X | Class eg: Y | | | | | | | | | Total |
| Sub-total (B)(1) | | NIL | NIL | NIL | NIL | NIL | NIL | NA | NA | NA | NA | NIL | NIL | NIL | NIL | NIL | NIL | NIL |
| (2) Institutions (Foreign) | | | | | | | | | | | | | | | | | | |
| (a) Foreign Direct Investment | | | | | | | | | | | | | | | | | | |
| (b) Foreign Venture Capital Investors | | | | | | | | | | | | | | | | | | |
| (c) Sovereign Wealth Funds | | | | | | | | | | | | | | | | | | |
| (d) Foreign Portfolio Investors Category I | | | | | | | | | | | | | | | | | | |
| (e) Foreign Portfolio Investors Category II | | | | | | | | | | | | | | | | | | |
| (f) Overseas Depositories (holding DRs) (balancing figure) | | | | | | | | | | | | | | | | | | |
| (g) Any Other (specify) | | | | | | | | | | | | | | | | | | |
| Sub-total (B)(2) | | NIL | NIL | NIL | NIL | NIL | NIL | NA | NA | NA | NA | NIL | NIL | NIL | NIL | NIL | NIL | NIL |

NIL



| Category and Name of Shareholders (I) | PAN (II) | Nos of Shareholders (III) | No. of fully paid up equity shares held (IV) | No. Of Partly paid-up equity shares held (V) | No of Shares underlying Depository Receipts (VI) | Total nos. shares held (VII) = (IV)+(V)+(VI) | Shareholding as a % of total no. of shares (calculated as per SCRR, 1957) (VIII) As a % of (A+B+C2) | Number of Voting Rights held in each class of securities (IX) | | | No. Of Shares Underlying Outstanding convertible securities (X) | Shareholding as a % assuming full conversion of convertible securities (as a percentage of diluted share capital (XI) = (VII)+(X) As a % of (A+B+C2) | No of locked in shares (XII) | | No of Shares pledged or otherwise encumbered (XIII) | | No of shares held in dematerialized form (XIV) | | |
|--|----------|---------------------------|--|--|--|--|---|---|-------------|-------|---|--|------------------------------------|--------|---|--------|--|---------------------------------|-----|
| | | | | | | | | No of Voting Rights | | | | | Total as a % of Total Voting Right | No (a) | As a % of total shares held (b) | No (a) | | As a % of total shares held (b) | |
| | | | | | | | | Class eg: X | Class eg: y | Total | | | | | | | | | |
| (3) Central Government / State Government (s) | | | | | | | | | | | | | | | | | | | |
| Central Government / President of India | | | | | | | | | | | | | | | | | | | |
| State Government / Governor | | | | | | | | | | | | | | | | | | | |
| Shareholding by Companies or Bodies Corporate where Central / State Government is a promoter | | | | | | | | | | | | | | | | | | | |
| Sub-total (B)(3) | | NIL | NIL | NIL | NIL | NIL | NIL | NIL | NA | NA | NA | NA | NIL | NIL | NIL | NIL | NIL | NIL | NIL |
| (4) Non-Institution | | | | | | | | | | | | | | | | | | | |
| (a) Associate companies / Subsidiaries | | | | | | | | | | | | | | | | | | | |
| (b) Directors and their relatives (excluding independent directors and nominee directors) | | | | | | | | | | | | | | | | | | | |

NIL



| Category and Name of Shareholders (I) | PAN (II) | Nos of Shareholders (III) | No. of fully paid up equity shares held (IV) | No. Of Partly paid-up equity shares held (V) | No of Shares underlying Depository Receipts (VI) | Total nos. shares held (VII) = (IV)+(V)+(VI) | Shareholding as a % of total no. of shares (calculated as per SCRR, 1957) (VIII) As a % of (A+B+C2) | Number of Voting Rights held in each class of securities (IX) | | | No. Of Shares Underlying Outstanding convertible securities (X) | Shareholding as a % assuming full conversion of convertible securities (as a percentage of diluted share capital (XI) = (VII)+(X) As a % of (A+B+C2) | No of locked in shares (XII) | | No of Shares pledged or otherwise encumbered (XIII) | | No of shares held in dematerialized form (XIV) | |
|---|----------|---------------------------|--|--|--|--|---|---|-------------|-------|---|--|------------------------------------|--------|---|--------|--|---------------------------------|
| | | | | | | | | No of Voting Rights | | | | | Total as a % of Total Voting Right | No (a) | As a % of total shares held (b) | No (a) | | As a % of total shares held (b) |
| | | | | | | | | Class eg: X | Class eg: Y | Total | | | | | | | | |
| (c) Key Managerial Personnel | | | | | | | | | | | | | | | | | | |
| (d) Relatives of promoters (other than 'immediate relatives' of promoters disclosed under 'Promoter and Promoter Group' category) | | | | | | | | | | | | | | | | | | |
| (e) Trusts where any person belonging to 'Promoter and Promoter Group' category is 'trustee', 'beneficiary', or 'author of the trust' | | | | | | | | | | | | | | | | | | |
| (f) Investor Education and Protection Fund (IEPF) | | | | | | | | | | | | | | | | | | |

KILL



| Category and Name of Shareholders (I) | PAN (II) | Nos of Shareholders (III) | No. of fully paid up equity shares held (IV) | No. Of Partly paid-up equity shares held (V) | No of Shares underlying Depository Receipts (VI) | Total nos. shares held (VII) = (IV)+(V)+(VI) | Shareholding as a % of total no. of shares (calculated as per SCRR, 1957) (VIII) As a % of (A+B+C2) | Number of Voting Rights held in each class of securities (IX) | | | No. Of Shares Underlying Outstanding convertible securities (X) | Shareholding as a % assuming full conversion of convertible securities (as a percentage of diluted share capital (XI) = (VII)+(X) As a % of (A+B+C2) | No of locked in shares (XII) | | No of Shares pledged or otherwise encumbered (XIII) | | No of shares held in dematerialized form (XIV) | | |
|---|----------|---------------------------|--|--|--|--|---|---|-------------|-------|---|--|------------------------------------|--------|---|--------|--|---------------------------------|-----|
| | | | | | | | | No of Voting Rights | | | | | Total as a % of Total Voting Right | No (a) | As a % of total shares held (b) | No (a) | | As a % of total shares held (b) | |
| | | | | | | | | Class eg: X | Class eg: Y | Total | | | | | | | | | |
| (g) Resident Individuals holding nominal share capital up to Rs. 2 lakhs | | | | | | | | | | | | | | | | | | | |
| (h) Resident Individuals holding nominal share capital in excess of Rs. 2 lakhs | | | | | | | | | | | | | | | | | | | |
| (i) Non Resident Indians (NRIs) | | | | | | | | | | | | | | | | | | | |
| (j) Foreign Nationals | | | | | | | | | | | | | | | | | | | |
| (k) Foreign Companies | | | | | | | | | | | | | | | | | | | |
| (l) Bodies Corporate | | | | | | | | | | | | | | | | | | | |
| Sub-total (B)(4) | | NIL | NIL | NIL | NIL | NIL | NIL | NA | NA | NA | NA | NIL | NIL | NIL | NIL | NIL | NIL | NIL | NIL |
| Total Public Shareholding (B)=(B)(1)+(B)(2)+(B)(3)+B(4) | | NIL | NIL | NIL | NIL | NIL | NIL | NA | NA | NA | NA | NIL | NIL | NIL | NIL | NIL | NIL | NIL | NIL |

NIL

Details of shareholders acting as persons acting in concert including their Shareholding (No. and %): Not Applicable

Details of Shares which remain unclaimed may be given here along with details such as number of shareholders, outstanding shares held in demat/unclaimed suspense account, voting rights which are frozen etc.: Not Applicable

Note:

(4) PAN would not be displayed on website of Stock Exchange(s).

(5) The above format needs to be discussed with the name of the following persons:

Institutions / Non-institutions holding more than 1% of total number of shares

(6) W.r.t. the information pertaining to Depository Receipts, the same may be disclosed in the respective columns to the extent information available and the balance to be disclosed as held by custodian.




Table IV - Statement showing shareholding pattern of the Non Promoter Non Public Shareholder

| Category and Name of Shareholders (I) | PAN (II) | Nos of Shareholders (III) | No. of fully paid up equity shares held (IV) | No. Of Partly paid-up equity shares held (V) | No of Shares underlying Depository Receipts (VI) | Total nos. shares held (VII) = (IV)+(V)+(VI) | Shareholding as a % of total no. of shares (calculated as per SCRR, 1957) (VIII) As a % of (A+B+C2) | Number of Voting Rights held in each class of securities (IX) | | | | No. Of Shares Underlying Outstanding convertible securities (X) | Shareholding as a % assuming full conversion of convertible securities (as a percentage of diluted share capital (XI) = (VII)+(X) As a % of (A+B+C2) | No of locked in shares (XII) | | No of Shares pledged or otherwise encumbered (XIII) | | No of shares held in dematerialized form (XIV) | |
|---|----------|---------------------------|--|--|--|--|---|---|-------------|-------|------------------------------------|---|--|------------------------------|---------------------------------|---|---------------------------------|--|-----|
| | | | | | | | | No of Voting Rights | | | Total as a % of Total Voting Right | | | No (a) | As a % of total shares held (b) | No (a) | As a % of total shares held (b) | | |
| | | | | | | | | Class eg: X | Class eg: y | Total | | | | | | | | | |
| (1) Custodian / DR Holder | | | | | | | | | | | | | | | | | | | |
| (2) Employee Benefit Trust (under SEBI (Share based Employee Benefit) Regulations 2014) | | | | | | | | | | | | | | | | | | | |
| Total Non Promoter Non Public Shareholding (C) = (C)(1)+(C)(2) | | NIL | NIL | NIL | NIL | NIL | NIL | NA | NA | NA | NA | NIL | NIL | NIL | NIL | NIL | NIL | NIL | NIL |

Note:
 (4) PAN would not be displayed on website of Stock Exchange(s).
 (5) The above format needs to disclose name of all holders holding more than 1% of total number of shares
 (6) W.r.t. the information pertaining to Depository Receipts, the same may be disclosed in the respective columns to the extent information available.



Table V - Statement showing details of significant beneficial owners

| Sr. No. | Details of SBO (I) | | Details of Registered Owner (II) | | Details of holding/ exercise of right of the SBO in the reporting company, whether direct or indirect*: (III) | | | | | Date of creation / acquisition of significant beneficial interest# (IV) |
|--|--------------------|-------------|----------------------------------|-------------|---|---------------|--|---------------------|-----------------------------------|---|
| | Name | Nationality | Name | Nationality | Whether by virtue of: | | | | | |
| | | | | | Shares | Voting Rights | Rights on distributable dividend or any other distribution | Exercise of control | Exercise of significant influence | |
| NIL | | | | | | | | | | |
| Note: * In case the nature of the holding/ exercise of the right of a SBO falls under multiple categories specified under (a) to (e) under Column III, multiple rows for the same SBO shall be inserted accordingly for each of the categories. # This column shall have the details as specified by the listed entity under Form No. BEN-2 as submitted to the Registrar. | | | | | | | | | | |

Table VI - Statement showing Foreign Ownership Limits

| Particulars | Approved Limits (%) | Limits Utilized (%) |
|--|---------------------|---------------------|
| NIL | | |
| Notes: 1) "Approved Limits (%)" means the limit approved by Board of Directors / shareholders of the Listed entity. In case the listed entity has no Board approved limit, provide details of sectoral / statutory cap prescribed by Government / Regulatory Authorities 2) Details of Foreign ownership includes foreign ownership / investments as specified in Rule 2(s) of the Foreign Exchange Management (Non debt Instruments) Rules, 2019, made under the Foreign Exchange Management Act, 1999. | | |



Home

Validate

| General information about company | |
|--|--------------------------------|
| Scrip code | 533095 |
| NSE Symbol | NA |
| MSEI Symbol | NA |
| ISIN | INE083K01017 |
| Name of the company | Bengal & Assam Company Limited |
| Whether company is SME | No |
| Class of Security | Equity Shares |
| Type of report | Quarterly |
| Quarter Ended / Half year ended/Date of Report (For Prelisting / Allotment) | 31-03-2023 |
| Date of allotment / extinguishment (in case Capital Restructuring selected) / Listing Date | |
| Shareholding pattern filed under | Regulation 31 (1) (b) |
| Whether the listed entity is Public Sector Undertaking (PSU)? | No |



Home

Validate

| Sr. No. | Particular | Yes/No | Promoter and Promoter Group | Public shareholder | Non Promoter- Non Public |
|---------|--|--------|-----------------------------|--------------------|--------------------------|
| 1 | Whether the Listed Entity has issued any partly paid up shares? | No | No | No | No |
| 2 | Whether the Listed Entity has issued any Convertible Securities ? | No | No | No | No |
| 3 | Whether the Listed Entity has issued any Warrants ? | No | No | No | No |
| 4 | Whether the Listed Entity has any shares against which depository receipts are issued? | No | No | No | No |
| 5 | Whether the Listed Entity has any shares in locked-in? | No | No | No | No |
| 6 | Whether any shares held by promoters are pledge or otherwise encumbered? | No | No | | |
| 7 | Whether company has equity shares with differential voting rights? | No | No | No | No |
| 8 | Whether the listed entity has any significant beneficial owner? | Yes | | | |



| Table 1: Shareholding Statement holding of specified Investor | | | | | | | | | | | | | | | | | | | | | | | |
|--|---------------------|---|--|--|-----------------------|---|--|-----------|--------------------|------------------|---|---|---|--|----------------------------|---------|---|-----------------|---|---------------------------------|------------------------------------|--------------------|--|
| Note: Data will be automatically populated from shareholding pattern sheet - Data Entry Restricted in this sheet | | | | | | | | | | | | | | | | | | | | | | | |
| Category | No. of shareholders | No. of fully paid up equity shares held | No. of partly paid up equity shares held | No. of Shares underlying Depository Receipts | Total no. shares held | Shareholding as a % of total no. of shares (calculated as per SCRR, 1957) | Number of Voting Rights in each class (as permitted) | | | | No. of Shares Underlying Outstanding convertible securities | No. of Shares Underlying Outstanding Warrants (S) | No. of Shares Underlying Outstanding convertible securities and No. of Warrants (S+T) | Shareholding, as a % assuming full conversion of convertible securities (as a percentage of diluted share capital) (S+T+V+X) | Number of locked in shares | | Number of shares pledged in official accounts | | Number of equity shares held in dematerialized form | Sub categorization of shares | | | |
| | | | | | | | No. of Voting Rights | | | | | | | | Total as a % of (B+C) | No. (S) | As a % of total shares held (A) | No. (S) | | As a % of total shares held (A) | Shareholding (No. of shares) under | | |
| | | | | | | | Class (a) | Class (b) | Total | Sub category (I) | | | | | | | | | | | Sub category (II) | Sub category (III) | |
| IA) Promoters & Promoter Group | 80 | 8107967 | | | 8107967 | 77.88 | 8107967.00 | | 8107967.00 | 77.88 | | | 77.88 | | | | | 8107967 | | | | | |
| IB) Public | 11401 | 2083816 | | | 2083816 | 22.12 | 2083816.00 | | 2083816.00 | 22.12 | | | 22.12 | | | | | 2083816 | | | | | |
| IC) Non Promoter Non Public | | | | | | | | | | | | | | | | | | | | | | | |
| IS) Shares underlying DRs | | | | | | | | | | | | | | | | | | | | | | | |
| IT) Shares held by Employee Trusts | | | | | | | | | | | | | | | | | | | | | | | |
| Total | 22801 | 11291783 | | | 11291783 | 100 | 11291783.00 | | 11291783.00 | 100.00 | | | 100 | | | | | 11291783 | | | | | |



| Sl. No. | Particulars | No. of Shares | Nominal Value | Paid-up Value | Reserves | | | Total | No. of Shares | Nominal Value | Paid-up Value | Reserves | Total | No. of Shares | Nominal Value | Paid-up Value | Reserves | Total | No. of Shares | Nominal Value | Paid-up Value | Reserves | Total | No. of Shares | Nominal Value | Paid-up Value | Reserves | Total |
|--|-------------------------------|---------------|---------------|---------------|-----------------|-----------------|---------------|-------|---------------|---------------|---------------|----------|-------|---------------|---------------|---------------|----------|-------|---------------|---------------|---------------|----------|-------|---------------|---------------|---------------|----------|-------|
| | | | | | General Reserve | Special Reserve | Other Reserve | | | | | | | | | | | | | | | | | | | | | |
| Section B - Distribution of Dividend for the Financial Year 2014-15 | | | | | | | | | | | | | | | | | | | | | | | | | | | | |
| 101 | Dividend on Equity Shares | | | | | | | | | | | | | | | | | | | | | | | | | | | |
| 102 | Dividend on Preference Shares | | | | | | | | | | | | | | | | | | | | | | | | | | | |
| 103 | Total | | | | | | | | | | | | | | | | | | | | | | | | | | | |
| Section C - Distribution of Dividend for the Financial Year 2015-16 | | | | | | | | | | | | | | | | | | | | | | | | | | | | |
| 104 | Dividend on Equity Shares | | | | | | | | | | | | | | | | | | | | | | | | | | | |
| 105 | Dividend on Preference Shares | | | | | | | | | | | | | | | | | | | | | | | | | | | |
| 106 | Total | | | | | | | | | | | | | | | | | | | | | | | | | | | |
| Section D - Distribution of Dividend for the Financial Year 2016-17 | | | | | | | | | | | | | | | | | | | | | | | | | | | | |
| 107 | Dividend on Equity Shares | | | | | | | | | | | | | | | | | | | | | | | | | | | |
| 108 | Dividend on Preference Shares | | | | | | | | | | | | | | | | | | | | | | | | | | | |
| 109 | Total | | | | | | | | | | | | | | | | | | | | | | | | | | | |
| Section E - Distribution of Dividend for the Financial Year 2017-18 | | | | | | | | | | | | | | | | | | | | | | | | | | | | |
| 110 | Dividend on Equity Shares | | | | | | | | | | | | | | | | | | | | | | | | | | | |
| 111 | Dividend on Preference Shares | | | | | | | | | | | | | | | | | | | | | | | | | | | |
| 112 | Total | | | | | | | | | | | | | | | | | | | | | | | | | | | |
| Section F - Distribution of Dividend for the Financial Year 2018-19 | | | | | | | | | | | | | | | | | | | | | | | | | | | | |
| 113 | Dividend on Equity Shares | | | | | | | | | | | | | | | | | | | | | | | | | | | |
| 114 | Dividend on Preference Shares | | | | | | | | | | | | | | | | | | | | | | | | | | | |
| 115 | Total | | | | | | | | | | | | | | | | | | | | | | | | | | | |



| Serial No. | Name of the Shareholders | PAN (I) | No. of fully paid up equity shares held (IV) | Total nos. shares held (VII) = (IV)+(V) + (VI) | Shareholding as a % of total no. of shares (calculated as per SCRR, 1957) (VIII) As a % of (A+B+C2) | Number of Voting Rights held in each class of securities (IX) | | | Shareholding, as a % assuming full conversion of convertible securities (as a percentage of diluted share capital) (X) = (VII)+(XI)(a) As a % of (A+B+C2) | Number of equity shares held in dematerialized form (XIV) | Reason for not providing PAN | Shareholder type |
|---|--|-------------|--|--|---|---|------------|-------------------------------------|---|---|------------------------------|------------------|
| | | | | | | No of Voting (XIV) Rights | | Total as a % of Total Voting rights | | | | |
| | | | | | | Class eg. X | Total | | | | | |
| A1(a) Individuals/Hindu undivided Family | | | | | | | | | | | | |
| CLASS - INDIVIDUAL | | | | | | | | | | | | |
| 1 | Late Hari Shankar Singhania | AJWP83240D | 0 | 0 | 0.00 | 0.00 | 0.00 | 0.00 | 0.00 | 0 | | Promoter |
| 2 | Bharat Hari Singhania | AJWP83245G | 921371 | 921371 | 8.16 | 921371.00 | 921371.00 | 8.16 | 8.16 | 921371 | | Promoter Group |
| 3 | Raghupati Singhania | AJWP83229E | 1616910 | 1616910 | 14.31 | 1616910.00 | 1616910.00 | 14.31 | 14.31 | 1616910 | | Promoter Group |
| 4 | Vinita Singhania | AJWP83242B | 142772 | 142772 | 1.26 | 142772.00 | 142772.00 | 1.26 | 1.26 | 142772 | | Promoter Group |
| 5 | Harsh Pal Singhania | AJWP83244H | 69195 | 69195 | 0.61 | 69195.00 | 69195.00 | 0.61 | 0.61 | 69195 | | Promoter Group |
| 6 | Vikramjit Singhania | AJWP83243A | 59102 | 59102 | 0.52 | 59102.00 | 59102.00 | 0.52 | 0.52 | 59102 | | Promoter Group |
| 7 | Anshuman Singhania | AKOP83048L | 34566 | 34566 | 0.31 | 34566.00 | 34566.00 | 0.31 | 0.31 | 34566 | | Promoter Group |
| 8 | Shri. Ats Singhania | AJWP83317G | 33313 | 33313 | 0.29 | 33313.00 | 33313.00 | 0.29 | 0.29 | 33313 | | Promoter Group |
| 9 | Sharda Singhania | AJWP83241C | 25258 | 25258 | 0.22 | 25258.00 | 25258.00 | 0.22 | 0.22 | 25258 | | Promoter Group |
| 10 | Sunanda Singhania | AJWP83237L | 19455 | 19455 | 0.17 | 19455.00 | 19455.00 | 0.17 | 0.17 | 19455 | | Promoter Group |
| 11 | Mama Singhania | ALRP830109H | 428 | 428 | 0.00 | 428.00 | 428.00 | 0.00 | 0.00 | 428 | | Promoter Group |
| | Swati Singhania | ABXP84725N | 428 | 428 | 0.00 | 428.00 | 428.00 | 0.00 | 0.00 | 428 | | Promoter Group |
| | Anshuman Singhania (Karta of Shreeji Singhania HUF) | AAEH86092L | 1431332 | 1431332 | 12.67 | 1431332.00 | 1431332.00 | 12.67 | 12.67 | 1431332 | | Promoter Group |
| 14 | Harsh Pal Singhania (Karta of Harsh Pal Singhania HUF) | AABH40833H | 287774 | 287774 | 2.55 | 287774.00 | 287774.00 | 2.55 | 2.55 | 287774 | | Promoter Group |
| 15 | Raghupati Singhania (Karta of Raghupati Singhania HUF) | AACH87634F | 30758 | 30758 | 0.27 | 30758.00 | 30758.00 | 0.27 | 0.27 | 30758 | | Promoter Group |
| 16 | Vikramjit Singhania (Karta of Vikramjit Singhania HUF) | AABHV3844G | 299815 | 299815 | 2.65 | 299815.00 | 299815.00 | 2.65 | 2.65 | 299815 | | Promoter Group |
| 17 | Chaitanya Hari Singhania | EFDP86073D | 7125 | 7125 | 0.06 | 7125.00 | 7125.00 | 0.06 | 0.06 | 7125 | | Promoter Group |
| 18 | Pranav Hari Singhania | FKCP80513N | 7125 | 7125 | 0.06 | 7125.00 | 7125.00 | 0.06 | 0.06 | 7125 | | Promoter Group |
| 19 | Shruthar Hari Singhania | KGUP80785G | 7125 | 7125 | 0.06 | 7125.00 | 7125.00 | 0.06 | 0.06 | 7125 | | Promoter Group |
| Total | | | 4993852 | 4993852 | 44.21 | 4993852.00 | 4993852.00 | 44.21 | 44.21 | 4993852 | | Promoter Group |



| Scrip No. | Category | Name of the Shareholder (S) | PAN (H) | No. of the Shareholders (S) | No. of fully paid up equity shares held (VI) | Total nos. shares held (VII) = (VI) + (V) | Shareholding as a % of total no. of shares (calculated as per SCRR, 1957) (VIII) As a % of (A+B+C) | Number of Voting Rights held in each class of securities (IX) | | | Shareholding, as a % assuming full conversion of convertible securities (as a percentage of diluted share capital) (X) = (VII) + (X) | Number of equity shares held in dematerialized form (XIV) | Reason for not providing PAN | Shareholder type |
|---------------------------------|------------------|--|------------|-----------------------------|--|---|--|---|-------------------|-------------------------------------|--|---|------------------------------|------------------|
| | | | | | | | | No of Voting (VII) Rights | | Total as a % of Total Voting rights | | | | |
| | | | | | | | | Class as per 'A' | Total | | | | | |
| A16) Any Other (Specify) | | | | | | | | | | | | | | |
| 1 | Self H Corporate | Harl Shankar Singhania Holdings Pvt. Ltd. | AADGH633C | 1 | 2650018 | 2650018 | 71.50 | 2650018.00 | 2650018.00 | 71.50 | 2650018 | | Promoter Group | |
| 2 | Retail Corporate | Accurate Fresh Services Limited | AAACAB013G | 1 | 74664 | 74664 | 0.66 | 74664.00 | 74664.00 | 0.66 | 74664 | | Promoter Group | |
| 3 | Retail Corporate | Siphaanagar Trading and Investment Limited | AAACJ6719L | 1 | 86362 | 86362 | 0.81 | 86362.00 | 86362.00 | 0.81 | 86362 | | Promoter Group | |
| 4 | Retail Corporate | Nea Sheral Varma Limited | AAACD8947L | 1 | 155487 | 155487 | 1.38 | 155487.00 | 155487.00 | 1.38 | 155487 | | Promoter Group | |
| 5 | Retail Corporate | Fraser Investment (M P) Company Ltd | AAACF9072C | 1 | 16008 | 16008 | 0.14 | 16008.00 | 16008.00 | 0.14 | 16008 | | Promoter Group | |
| 6 | Retail Corporate | J.K. Credit & Finance Limited | AAACJ6366F | 1 | 202706 | 202706 | 1.79 | 202706.00 | 202706.00 | 1.79 | 202706 | | Promoter Group | |
| 7 | Retail Corporate | JK Tyre & Industries Ltd | AAACJ6716F | 1 | 11641 | 11641 | 0.10 | 11641.00 | 11641.00 | 0.10 | 11641 | | Promoter Group | |
| 8 | Retail Corporate | Pareek Groupware Systems Ltd | AAACF6721B | 1 | 1422 | 1422 | 0.01 | 1422.00 | 1422.00 | 0.01 | 1422 | | Promoter Group | |
| 9 | Retail Corporate | Seega Trading Ltd. | AAACG2877C | 1 | 3 | 3 | 0.00 | 3.00 | 3.00 | 0.00 | 3 | | Promoter Group | |
| 10 | Trusts | Shankar Singhania Family Trust | AAAT80148A | 1 | 100 | 100 | 0.00 | 100.00 | 100.00 | 0.00 | 100 | | Promoter Group | |
| 11 | Trusts | Rajeshwari Singhania Family Trust | AAAT80643B | 1 | 100 | 100 | 0.00 | 100.00 | 100.00 | 0.00 | 100 | | Promoter Group | |
| 12 | Trusts | Vandana Singhania Family Trust | AAATV6840M | 1 | 100 | 100 | 0.00 | 100.00 | 100.00 | 0.00 | 100 | | Promoter Group | |
| GRS (Total to be held) | | | | Total | 3233610 | 3233610 | 28.45 | 3233610.00 | 3233610.00 | 28.45 | 3233610 | | | |



| Sr. No. | Details of the SBO | | | | | Details of the registered owner | | | | | Details of holding/ exercise of right of the SBO in the reporting company, whether direct or indirect* | | | | | Date of creation / acquisition of significant beneficial interest | |
|--------------------------------------|---------------------|-------------|--|-------------|---|---------------------------------|------------|--|-------------|---|--|--------------|--|---------------------|-----------------------------------|---|------------|
| | Name | PAN | Passport no. in case of a foreign national | Nationality | Nationality (Applicable in case of Any other is selected) | Name | PAN | Passport No. in case of a foreign national | Nationality | Nationality (Applicable in case of Any other is selected) | Whether by virtue of: | | | | | | |
| | | | | | | | | | | | Shares | Voting right | Rights on distributable dividend or any other distribution | Exercise of control | Exercise of significant influence | | |
| Significant beneficial owners | | | | | | | | | | | | | | | | | |
| 1 | Bharat Hari Singh | AJWPS3245G | | India | | Sage Trading Limited | AAAC12877C | | India | | | 8.16 | 8.16 | | No | No | 08-01-2019 |
| 2 | Raghupat Singh | AJWPS3239E | | India | | Sage Trading Limited | AAAC12877C | | India | | | 14.58 | 14.58 | | Yes | Yes | 08-02-2019 |
| 3 | Vinita Singhania | AJWPS3242B | | India | | Sage Trading Limited | AAAC12877C | | India | | | 1.26 | 1.26 | | No | No | 08-02-2019 |
| 4 | Sughania Anil Kumar | AKOPS5048L | | India | | Sage Trading Limited | AAAC12877C | | India | | | 12.98 | 12.98 | | Yes | Yes | 08-02-2019 |
| 5 | Sughania Anshu | I LMP03317G | | India | | Sage Trading Limited | AAAC12877C | | India | | | 0.29 | 0.29 | | No | No | 08-02-2019 |
| 6 | Sughania Anshu | AJWPS3237L | | India | | Sage Trading Limited | AAAC12877C | | India | | | 0.17 | 0.17 | | No | No | 08-02-2019 |
| 7 | Sughania Anshu | AJWPS3244H | | India | | Sage Trading Limited | AAAC12877C | | India | | | 3.16 | 3.16 | | No | No | 08-02-2019 |
| 8 | Sughania Anshu | AJWPS3243A | | India | | Sage Trading Limited | AAAC12877C | | India | | | 3.17 | 3.17 | | No | No | 08-02-2019 |
| 9 | Bharat Hari Singh | AJWPS3245G | | India | | Parahi Shikshan Vanija Limited | AAACPS721B | | India | | | 8.16 | 8.16 | | No | No | 08-02-2019 |
| 10 | Raghupat Singh | AJWPS3239E | | India | | Parahi Shikshan Vanija Limited | AAACPS721B | | India | | | 14.58 | 14.58 | | Yes | Yes | 08-02-2019 |
| 11 | Vinita Singhania | AJWPS3242B | | India | | Parahi Shikshan Vanija Limited | AAACPS721B | | India | | | 1.26 | 1.26 | | No | No | 08-02-2019 |



Details of Eight Significant Beneficial Owners (SBO's) who are exercising their Indirect Interest in Bengal & Assam Company Limited ("the Reporting Company"), through more than one Registered Members/Partnership Firms/HUFs:-

- (i) Bharat Hari Singhania (SBO-1): Bharat Hari Singhania is exercising indirect interest through four Registered Members/Partnership Firms namely:-
(i) Sago Trading Limited: No. of shares - 3 (0.00%), (ii) Param Shubham Vanijya Ltd.: No. of shares - 1422 (0.01%), (iii) Yashodhan Enterprises (Partnership Firm): No. of shares - 6,53,810 (5.79%), (iv) Juggilal Kamlapat Lakshmipat (Partnership Firm): No. of shares - 584 shares (0.00%).
- (ii) Raghupati Singhania (SBO-2): Raghupati Singhania is exercising indirect interest through four Registered Members/Partnership Firms/HUFs namely:-
(i) Sago Trading Limited: No. of shares - 3 (0.00%), (ii) Param Shubham Vanijya Ltd.: No. of shares - 1,422 (0.01%), (iii) Raghupati Singhania HUF: No. of shares - 30,758 (0.27%) and (iv) Yashodhan Enterprises (Partnership Firm): No. of shares - 6,53,809 (5.79%).
- (iii) Vinita Singhania (SBO-3): Vinita Singhania is exercising indirect interest through two Registered Members namely, (i) Sago Trading Limited: No. of shares - 3 (0.00%), (ii) Param Shubham Vanijya Ltd.: No. of shares - 1,422 (0.01%).
- (iv) Anshuman Singhania (SBO-4): Anshuman Singhania is exercising indirect interest through three Registered Members namely: - (i) Anshuman Singhania as Karta of Shripati Singhania HUF: No. of shares - 7,93,332 (7.02%), (ii) Yashodhan Enterprises (Partnership Firm): No. of shares - 6,38,000 (5.65%) and (iii) Sago Trading Limited: No. of shares - 3 (0.00%).
- (v) Shrivats Singhania (SBO-5): Shrivats Singhania is exercising indirect interest through one Registered Member namely, Sago Trading Limited: No. of shares - 3 (0.00%).
- (vi) Sunanda Singhania (SBO-6): Sunanda Singhania is exercising indirect interest through one Registered Member namely, Sago Trading Limited: No. of shares - 3 (0.00%).
- (vii) Harsh Pati Singhania (SBO-7): Harsh Pati Singhania is exercising indirect interest through two Registered Members namely, (i) Harsh Pati Singhania HUF: No. of shares - 2,87,774 (2.55%) and (ii) Sago Trading Limited: No. of shares - 3 (0.00%).
- (viii) Vikrampati Singhania (SBO-8): Vikrampati Singhania is exercising indirect interest through two Registered Members namely, (i) Vikrampati Singhania HUF: No. of shares - 2,99,815 (2.65%) and (ii) Sago Trading Limited: No. of shares - 3 (0.00%).



| Serial No. | Name of the Shareholders (II) | PAN (II) | No. of fully paid up equity shares held (IV) | Total nos. shares held (VII) = (III)+(IV) | Shareholding as a % of total no. of shares (calculated as per SCAR, SEBT, SEBI) As a % of (A+B+C) | Number of Voting Rights held in each class of securities (IX) | | Shareholding, as a % assuming full conversion of convertible securities (as a percentage of diluted share capital) (X) = (VII)/(C) As a % of (A+B+C) | Number of equity shares held in dematerialized form (XIV) | Reason for not providing PAN | Sub-categorization of shares | | | |
|--|--|------------|--|---|---|---|-----------|--|---|------------------------------|------------------------------------|-------------------|--------------------|---|
| | | | | | | No. of Voting (XV) Rights | | | | | Shareholding (No. of shares) under | | | |
| | | | | | | Class: (A) X | Total | | | | Sub-category (I) | Sub-category (II) | Sub-category (III) | |
| 67(a) Foreign Portfolio Investors Category I | | | | | | | | | | | | | | |
| 67(b) (i) Disclosure of shareholder holding more than 1% of total number of shares | | | | | | | | | | | | | | |
| 1 | CATALINI PARTNERS, L.P. MANAGED BY HMF | AAQFC3886C | 284425 | 284425 | 2.08 | 284425.00 | 284425.00 | 2.08 | 2.08 | 284425 | | 0 | 0 | 0 |
| 2 | HARRICK INDIA MASTER LP | AAJF11387F | 142000 | 142000 | 1.28 | 142000.00 | 142000.00 | 1.28 | 1.34 | 142000 | | 0 | 0 | 0 |
| | Click here to go back | Total | 426425 | 426425 | 3.36 | 426425.00 | 426425.00 | 3.36 | 3.33 | 426425 | | 0 | 0 | 0 |



| Serial No. | Name of Shareholders (I) | PAN (II) | No. of fully paid up equity shares held (IV) | Total nos. shares held (VII) = (IV)+(V)+ (VI) | Shareholding as a % of total no. of shares (calculated as per SCRA, 1957) (VIII) As a % of (A+B+C2) | Number of Voting Rights held in each class of securities (IX) | | | Shareholding as a % assuming full conversion of convertible securities (as a percentage of diluted share capital) (X) = (VII)+(X1) As a % of (A+B+C2) | Number of equity shares held in dematerialized form (XIV) | Reason for not providing PAN | Sub-categorization of shares | | |
|---|-------------------------------|------------|--|---|---|---|-----------|-------------------------------------|---|---|------------------------------|------------------------------------|-------------------|--------------------|
| | | | | | | No. of Voting (XV) Rights | | Total as a % of Total voting rights | | | | Shareholding (No. of shares) under | | |
| | | | | | | Class (A) | Total | | | | | Sub-category (I) | Sub-category (II) | Sub-category (III) |
| (B4D) Individuals - (i) Individual shareholders holding nominal share capital in excess of Rs. 2 lakhs. | | | | | | | | | | | | | | |
| Disclosure of shareholder holding more than 1% of total number of shares | | | | | | | | | | | | | | |
| 1 | Sanyal Shareholding Pvt. Ltd. | 40GMS0244P | 141004 | 141004 | 3.25 | 141004.00 | 141004.00 | 3.25 | 3.25 | 141004 | | 0 | 0 | 0 |
| | Sub total to go to part (B4E) | | 141004 | 141004 | 3.25 | 141004.00 | 141004.00 | 3.25 | 3.25 | 141004 | | 0 | 0 | 0 |



Home

Validate

Table VI - Statement showing foreign ownership limits

| Particular | Approved limits (%) | Limits utilized (%) |
|---------------------------------------|---------------------|---------------------|
| As on shareholding date | 100.00 | 8.86 |
| As on the end of previous 1st quarter | 100.00 | 8.84 |
| As on the end of previous 2nd quarter | 100.00 | 8.89 |
| As on the end of previous 3rd quarter | 100.00 | 9.05 |
| As on the end of previous 4th quarter | 100.00 | 8.70 |

Notes :-

- 1) "Approved Limits (%)" means the limit approved by Board of Directors / shareholders of the Listed entity. In case the listed entity has no Board approved limit, provide details of sectoral / statutory cap prescribed by Government / Regulatory Authorities
- 2) Details of Foreign ownership includes foreign ownership / investments as specified in Rule 2(s) of the Foreign Exchange Management (Non-debt Instruments) Rules, 2019, made under the Foreign Exchange Management Act, 1999.



Home Validate

| Serial No. | Category | Category / More than 1 percentage | Name of the Shareholders (I) | PAN (II) | No. of the Shareholders (III) | No. of fully paid up equity shares held (IV) | Total nos. shares held (VII) - (IV)+(V)+ (VI) | Shareholding as a % of total no. of shares (calculated as per SCRR, 1957) (VIII) As a % of (A+B+C2) | Number of Voting Rights held in each class of securities (IX) | | Shareholding, as a % assuming full conversion of convertible securities (as a percentage of diluted share capital) (X) = (VII)+(X) As a % of (A+B+C2) | Number of equity shares held in dematerialized form (XIV) | |
|--|---|--|---|--------------------------|-------------------------------|--|---|---|---|-----------|---|---|--------|
| | | | | | | | | | No of Voting (DIV) Rights | | | | |
| | | | | | | | | | Class as X | Total | | | |
| 34(n) Any Other (specify) | | | | | | | | | | | | | |
| <input type="checkbox"/> Add <input type="checkbox"/> Delete | | | | | | | | | | | | | |
| 1 | Overseas Corporate Bodies | More than 1 percentage of shareholding | Edgelfield Securities Limited | AABCCE366A | 1 | 323343 | 323343 | 2.86 | 323343 | 323343 | 2.86 | 2.86 | 323343 |
| 2 | Overseas Corporate Bodies | Category | | | 2 | 479085 | 479085 | 4.24 | 479085 | 479085 | 4.24 | 4.24 | 479085 |
| 3 | Overseas Corporate Bodies | More than 1 percentage of shareholding | Henry F. Cockill & Sons Ltd. | | 1 | 355742 | 355742 | 3.38 | 355742 | 355742 | 3.38 | 3.38 | 0 |
| 4 | Trusts | More than 1 percentage of shareholding | Ashok Kumar Khara as Trustee of I.K. Favour India | AANPW2685A | 1 | 180589 | 180589 | 1.60 | 180589 | 180589 | 1.60 | 1.60 | 180589 |
| 5 | Trusts | Category | | | 1 | 180597 | 180597 | 1.60 | 180597 | 180597 | 1.60 | 1.60 | 180589 |
| 6 | Others | Category | Custodian/Custodian of Enemy Property of India | | 5 | 79 | 79 | 0.00 | 79 | 79 | 0.00 | 0.00 | 23 |
| 7 | Director or Director's Relatives | Category | | | 2 | 48 | 48 | 0.00 | 48 | 48 | 0.00 | 0.00 | 18 |
| 8 | Unclaimed or Suspense or Escrow Account | Category | | | 1 | 5431 | 5431 | 0.05 | 5431 | 5431 | 0.05 | 0.05 | 5431 |
| | | | | Click here to go to IITD | 103 | 665240 | 665240 | 5.89 | 665240.00 | 665240.00 | 5.89 | 5.89 | 509404 |



In Table II- Statement showing shareholding pattern of the Promoter and Promoter Group followed by sub head (A)1 (a)- Individual/Hindu Undivided Family, the followings shall be noted:

(i) At Sl. No. 2, 9,21,371 equity shares held by Bharat Hari Singhania includes 6,53,810 (5.79%) equity shares as Partner of M/s. Yashodhan Enterprises and 584 (0.00%) equity shares as Partner of M/s. Juggilal Kamapat Lakshmiapat.

(ii) At Sl. No. 3, 16,16,910 equity shares held by Raghupati Singhania includes 6,53,809 (5.79%) equity shares as Partner of M/s. Yashodhan Enterprises. and

(iii) At Sl. No. 13, 14,31,332 equity shares held by Anshuman Singhania as Karta of Shripati Singhania HUF includes 6,38,000 (5.65%) equity shares as Partner of M/s. Yashodhan Enterprises.

In shareholding pattern sheet under the Heading "Directors and their Relatives (excluding Independent and Nominee Directors)" at Row No. 4(b), Shri Ashok Kumar Kinra, Director and his Spouse Smt. Nirmal Kinra hold 21 and 3 equity shares respectively, aggregating to 24 equity shares in demat form.

In any other sheet of Public Shareholding at Row No. 7, Shri Bakul Jain, Independent Director and his Spouse Smt. Paulomi Jain, hold 22 and 26 equity shares respectively, aggregating to 48 equity shares, out of which 18 equity shares in demat form.

Annexure-B – Statement showing foreign ownership limits

Under the aforesaid Heading, since there is no Board/Shareholders' approved foreign ownership limits, hence sectoral cap of 100% for NBFC Sector as prescribed by the Government/Regulatory Authorities has been taken.



Post-Scheme Shareholding Pattern of Equity Shares of Bengal & Assam Company Limited (with PAN)

1. **Name of the Company:** Bengal & Assam Company Limited
2. **Scrip Code / Name of Scrip / Class of Security:** Equity Shares
3. **Shareholding Pattern Filed under:** Not Applicable
4. **Shareholding Pattern as on 31st March 2023**
5. **Declaration:** The Listed Entity is required to submit the following declaration to the extent of submission of information:

| | PARTICULARS | YES* | NO* |
|---|--|-------------|------------|
| 1 | Whether the Listed Entity has issued any partly paid up shares? | | No |
| 2 | Whether the Listed Entity has issued any Convertible Securities ? | | No |
| 3 | Whether the Listed Entity has issued any Warrants ? | | No |
| 4 | Whether the Listed Entity has any shares against which depository receipts are issued? | | No |
| 5 | Whether the Listed Entity has any shares in locked-in? | | No |
| 6 | Whether any shares held by promoters are pledge or otherwise encumbered? | | No |
| 7 | Whether company has equity shares with differential voting rights? | | No |
| 8 | Whether the listed entity has any significant beneficial owner? | | Yes |

*If the Listed Entity selects the option 'No' for the questions above, the columns for the partly paid up shares, Outstanding Convertible Securities / Warrants, depository receipts, locked-in shares, No of shares pledged or otherwise encumbered by promoters, as applicable, shall not be displayed at the time of dissemination on the Stock Exchange website. Also wherever there is 'No' declared by Listed Entity in above table the values will be considered as 'Zero' by default on submission of the format of holding of specified securities.



Table I – Summary statement holding of specified securities

| Category (I) | Category of Shareholder (II) | Nos of Shareholders (III) | No. of fully paid up equity shares held (IV) | No. Of Partly paid-up equity shares held (V) | No of Shares underlying Depository Receipts (VI) | Total nos. shares held (VII) = (IV)+(V)+(VI) | Shareholding as a % of total no. of shares (calculated as per SCRR, 1957) (VIII) As a % of (A+B+C2) | Number of Voting Rights held in each class of securities (IX) | | | No. Of Shares Underlying Outstanding convertible securities (X) | Shareholding as a % assuming full conversion of convertible securities (as a percentage of diluted share capital (XI) = (VII)+(X) As a % of (A+B+C2) | No of locked in shares (XII) | | No of Shares pledged or otherwise encumbered (XIII) | | No of shares held in dematerialized form (XIV) |
|--------------|-------------------------------|---------------------------|--|--|--|--|---|---|-------------|--------------------|---|--|------------------------------|---------------------------------|---|---------------------------------|--|
| | | | | | | | | No of Voting Rights | | | | | No (a) | As a % of total shares held (b) | No (a) | As a % of total shares held (b) | |
| | | | | | | | | Class eg: X | Class eg: Y | Total | | | | | | | |
| (A) | Promoter & Promoter Group | 30 | 82,53,921 | | | 82,53,921 | 72.38 | 82,53,921 | NA | 82,53,921 | | 72.38 | | | | | 82,53,921 |
| (B) | Public | 37,949 | 31,49,978 | | | 31,49,978 | 27.62 | 31,49,978 | NA | 31,49,978 | | 27.62 | | | | | 29,51,488 |
| (C) | Non Promoter-Non Public | | | | | | | | | | | | | | | | |
| (C1) | Shares underlying DR | | | | | | | | | | | | | | | | |
| (C2) | Shares held by Employee Trust | | | | | | | | | | | | | | | | |
| | Total | 37,979 | 1,14,03,899 | NIL | NIL | 1,14,03,899 | 100 | 1,14,03,899 | NA | 1,14,03,899 | NIL | 100 | NIL | NIL | NIL | NIL | 1,12,05,409 |



Table II - Statement showing shareholding pattern of the Promoter and Promoter Group

| Category and Name of Shareholders (I) | PAN (II) | Nos of Shareholders (III) | No. of fully paid up equity shares held (IV) | No. Of Partly paid-up equity shares held (V) | No of Shares underlying Depository Receipts (VI) | Total nos. shares held (VII) = (IV)+(V)+(VI) | Shareholding as a % of total no. of shares (calculated as per SCRR, 1957) (VIII) As a % of (A+B+C2) | Number of Voting Rights held in each class of securities (IX) | | | | No. Of Shares Underlying Outstanding convertible securities (X) | Shareholding as a % assuming full conversion of convertible securities (as a percentage of diluted share capital (XI) = (VII)+(X) As a % of (A+B+C2) | No of locked in shares (XII) | | No of Shares pledged or otherwise encumbered (XIII) | | No of shares held in dematerialized form (XIV) |
|--|------------|---------------------------|--|--|--|--|---|---|-------------|-----------|------------------------------------|---|--|------------------------------|---------------------------------|---|---------------------------------|--|
| | | | | | | | | No of Voting Rights | | | Total as a % of Total Voting Right | | | No (a) | As a % of total shares held (b) | No (a) | As a % of total shares held (b) | |
| | | | | | | | | Class eg: X | Class eg: y | Total | | | | | | | | |
| (1) Indian | | | | | | | | | | | | | | | | | | |
| (a) Individuals/Hindu undivided Family | | 18 | 49,93,852 | | | 49,93,852 | 44.21 | 49,93,852 | | 49,93,852 | 44.21 | | | | | | | 49,93,852 |
| Late Hari Shankar Singhania | AJWPS3240D | | 0 | | | 0 | 0.00 | 0 | | 0 | 0.00 | | | | | | | 0 |
| Bharat Hari Singhania | AJWPS3245G | | 9,21,371 | | | 9,21,371 | 8.08 | 9,21,371 | | 9,21,371 | 8.08 | | | | | | | 9,21,371 |
| Raghupati Singhania | AJWPS3239E | | 16,16,910 | | | 16,16,910 | 14.18 | 16,16,910 | | 16,16,910 | 14.18 | | | | | | | 16,16,910 |
| Vinita Singhania | AJWPS3242B | | 1,42,772 | | | 1,42,772 | 1.25 | 1,42,772 | | 1,42,772 | 1.25 | | | | | | | 1,42,772 |
| Harsh Pati Singhania | AJWPS3244H | | 69,195 | | | 69,195 | 0.61 | 69,195 | | 69,195 | 0.61 | | | | | | | 69,195 |
| Vikrampati Singhania | AJWPS3243A | | 59,102 | | | 59,102 | 0.52 | 59,102 | | 59,102 | 0.52 | | | | | | | 59,102 |
| Anshuman Singhania | AKOPS5048L | | 34,566 | | | 34,566 | 0.30 | 34,566 | | 34,566 | 0.30 | | | | | | | 34,566 |
| Shrivats Singhania | AUMPS3317G | | 33,313 | | | 33,313 | 0.29 | 33,313 | | 33,313 | 0.29 | | | | | | | 33,313 |
| Sharda Singhania | AJWPS3241C | | 25,258 | | | 25,258 | 0.22 | 25,258 | | 25,258 | 0.22 | | | | | | | 25,258 |
| Sunanda Singhania | AJWPS3237L | | 19,455 | | | 19,455 | 0.17 | 19,455 | | 19,455 | 0.17 | | | | | | | 19,455 |
| Mamta Singhania | AURPS0109H | | 428 | | | 428 | 0.00 | 428 | | 428 | 0.00 | | | | | | | 428 |
| Swati Singhania | ABXPS4725N | | 428 | | | 428 | 0.00 | 428 | | 428 | 0.00 | | | | | | | 428 |



| Category and Name of Shareholders (I) | PAN (II) | Nos of Shareholders (III) | No. of fully paid up equity shares held (IV) | No. Of Partly paid-up equity shares held (V) | No of Shares underlying Depository Receipts (VI) | Total nos. shares held (VII) = (IV)+(V)+(VI) | Shareholding as a % of total no. of shares (calculated as per SCRR, 1957) (VIII) As a % of (A+B+C2) | Number of Voting Rights held in each class of securities (IX) | | | No. Of Shares Underlying Outstanding convertible securities (X) | Shareholding as a % assuming full conversion of convertible securities (as a percentage of diluted share capital (XI) = (VII)+(X) As a % of (A+B+C2) | No of locked in shares (XII) | | No of Shares pledged or otherwise encumbered (XIII) | | No of shares held in dematerialized form (XIV) | |
|--|------------|---------------------------|--|--|--|--|---|---|-------------|-----------|---|--|------------------------------------|--------|---|--------|--|---------------------------------|
| | | | | | | | | No of Voting Rights | | | | | Total as a % of Total Voting Right | No (a) | As a % of total shares held (b) | No (a) | | As a % of total shares held (b) |
| | | | | | | | | Class eg: X | Class eg: y | Total | | | | | | | | |
| Anshuman Singhania (Karta of Shripati Singhania HUF) | AAEHS6092L | | 14,31,332 | | | 14,31,332 | 12.55 | 14,31,332 | | 14,31,332 | 12.55 | | | | | | 14,31,332 | |
| Harsh Pati Singhania (Karta of Harsh Pati Singhania HUF) | AABHH0833H | | 2,87,774 | | | 2,87,774 | 2.52 | 2,87,774 | | 2,87,774 | 2.52 | | | | | | 2,87,774 | |
| Raghupati Singhania (Karta of Raghupati Singhania HUF) | AACHR7634F | | 30,758 | | | 30,758 | 0.27 | 30,758 | | 30,758 | 0.27 | | | | | | 30,758 | |
| Vikrampati Singhania (karta of Vikrampati Singhania HUF) | AABHV3844G | | 2,99,815 | | | 2,99,815 | 2.63 | 2,99,815 | | 2,99,815 | 2.63 | | | | | | 2,99,815 | |
| Chaitanya Hari Singhania | EFDPS6023D | | 7,125 | | | 7,125 | 0.06 | 7,125 | | 7,125 | 0.06 | | | | | | 7,125 | |
| Pranav Hari Singhania | FXCPS0513N | | 7,125 | | | 7,125 | 0.06 | 7,125 | | 7,125 | 0.06 | | | | | | 7,125 | |
| Shridhar Hari Singhania | KGUPS0795G | | 7,125 | | | 7,125 | 0.06 | 7,125 | | 7,125 | 0.06 | | | | | | 7,125 | |
| (b) Central Government/ State Government(s) | | | | | | | | | | | | | | | | | | |



| Category and Name of Shareholders (I) | PAN (II) | Nos of Shareholders (III) | No. of fully paid up equity shares held (IV) | No. Of Partly paid-up equity shares held (V) | No of Shares underlying Depository Receipts (VI) | Total nos. shares held (VII) = (IV)+(V)+(VI) | Shareholding as a % of total no. of shares (calculated as per SCRR, 1957) (VIII) As a % of (A+B+C2) | Number of Voting Rights held in each class of securities (IX) | | | No. Of Shares Underlying Outstanding convertible securities (X) | Shareholding as a % assuming full conversion of convertible securities (as a percentage of diluted share capital (XI) = (VII)+(X) As a % of (A+B+C2) | No of locked in shares (XII) | | No of Shares pledged or otherwise encumbered (XIII) | | No of shares held in dematerialized form (XIV) | |
|---|------------|---------------------------|--|--|--|--|---|---|------------|-----------|---|--|------------------------------------|--------|---|--------|--|---------------------------------|
| | | | | | | | | No of Voting Rights | | | | | Total as a % of Total Voting Right | No (a) | As a % of total shares held (b) | No (a) | | As a % of total shares held (b) |
| | | | | | | | | Class eg: X | Class eg:y | Total | | | | | | | | |
| (c) Financial Institutions/ Banks | | | | | | | | | | | | | | | | | | |
| (d) Any Other (specify) | | 12 | 32,60,069 | | | 32,60,069 | 28.59 | 32,60,069 | | 32,60,069 | 28.59 | | | | | | | 32,60,069 |
| Hari Shankar Singhania Holdings Pvt Ltd | AADCH4633C | | 26,55,018 | | | 26,55,018 | 23.28 | 26,55,018 | | 26,55,018 | 23.28 | | | | | | | 26,55,018 |
| Accurate Finman Services Limited | AAACA8013G | | 79,014 | | | 79,014 | 0.69 | 79,014 | | 79,014 | 0.69 | | | | | | | 79,014 |
| Sidhivinayak Trading and Investment Limited | AAACJ6719L | | 1,38,471 | | | 1,38,471 | 1.21 | 1,38,471 | | 1,38,471 | 1.21 | | | | | | | 1,38,471 |
| Nav bharat Vanijya Limited | AAACN8947L | | 1,55,487 | | | 1,55,487 | 1.36 | 1,55,487 | | 1,55,487 | 1.36 | | | | | | | 1,55,487 |
| Pranav Investment (M.P.) Company Ltd. | AAACP9072C | | 16,008 | | | 16,008 | 0.14 | 16,008 | | 16,008 | 0.14 | | | | | | | 16,008 |
| J.K. Credit & Finance Limited | AAACJ6366P | | 2,02,705 | | | 2,02,705 | 1.78 | 2,02,705 | | 2,02,705 | 1.78 | | | | | | | 2,02,705 |
| JK Tyre & Industries Ltd. | AAACJ6716F | | 11,641 | | | 11,641 | 0.10 | 11,641 | | 11,641 | 0.10 | | | | | | | 11,641 |
| Param Shubham Vanijya Ltd. | AABCP5721B | | 1,422 | | | 1,422 | 0.01 | 1,422 | | 1,422 | 0.01 | | | | | | | 1,422 |
| Sago Trading Ltd. | AAACS2877C | | 3 | | | 3 | 0.00 | 3 | | 3 | 0.00 | | | | | | | 3 |



| Category and Name of Shareholders (I) | PAN (II) | Nos of Shareholders (III) | No. of fully paid up equity shares held (IV) | No. Of Partly paid-up equity shares held (V) | No of Shares underlying Depository Receipts (VI) | Total nos. shares held (VII) = (IV)+(V)+(VI) | Shareholding as a % of total no. of shares (calculated as per SCRR, 1957) (VIII) As a % of (A+B+C2) | Number of Voting Rights held in each class of securities (IX) | | | No. Of Shares Underlying Outstanding convertible securities (X) | Shareholding as a % assuming full conversion of convertible securities (as a percentage of diluted share capital (XI) = (VII)+(X) As a % of (A+B+C2) | No of locked in shares (XII) | | No of Shares pledged or otherwise encumbered (XIII) | | No of shares held in dematerialized form (XIV) | |
|---|------------|---------------------------|--|--|--|--|---|---|------------|-----------|---|--|------------------------------------|--------|---|--------|--|---------------------------------|
| | | | | | | | | No of Voting Rights | | | | | Total as a % of Total Voting Right | No (a) | As a % of total shares held (b) | No (a) | | As a % of total shares held (b) |
| | | | | | | | | Class eg: X | Class eg:y | Total | | | | | | | | |
| Bharat Hari Singhania Family Trust | AADTB0248A | | 100 | | | 100 | 0.00 | 100 | | 100 | 0.00 | | | | | | | 100 |
| Raghupati Singhania Family Trust | AADTR0649F | | 100 | | | 100 | 0.00 | 100 | | 100 | 0.00 | | | | | | | 100 |
| Vinita Singhania Family Trust | AACTV4040M | | 100 | | | 100 | 0.00 | 100 | | 100 | 0.00 | | | | | | | 100 |
| Sub-Total (A)(1) | | 30 | 82,53,921 | NIL | NIL | 82,53,921 | 72.38 | NA | NA | 82,53,921 | 72.38 | NIL | 72.38 | NIL | NIL | NIL | NIL | 82,53,921 |
| 2) Foreign | | | | | | | | | | | | | | | | | | |
| a) Individuals (NonResident Individuals/ Foreign Individuals) | | | | | | | | | | | | | | | | | | |
| b) Government | | | | | | | | | | | | | | | | | | |
| c) Institutions | | | | | | | | | | | | | | | | | | |
| d) Foreign Portfolio Investor | | | | | | | | | | | | | | | | | | |
| e) Any Other (specify) | | | | | | | | | | | | | | | | | | |
| Sub-Total (A)(2) | NIL | NIL | NIL | NIL | NIL | NIL | NA | NA | NA | NA | NIL | NIL | NIL | NIL | NIL | NIL | NIL | NIL |
| Total Shareholding of Promoter and Promoter Group (A)=(A)(1)+(A)(2) | | 30 | 82,53,921 | NIL | NIL | 82,53,921 | 72.38 | NA | NA | 82,53,921 | 72.38 | NIL | 72.38 | NIL | NIL | NIL | NIL | 82,53,921 |

Details of Shares which remain unclaimed may be given hear along with details such as number of shareholders, outstanding shares held in demat/unclaimed suspense account, voting rights which are frozen etc.: Not Applicable

Note:

3) PAN would not be displayed on website of Stock Exchange(s).

4) The term "Encumbrance" has the same meaning as assigned under regulation 28(3) of SEBI (Substantial Acquisition of Shares and Takeovers) Regulations, 2011.



Table III - Statement showing shareholding pattern of the Public Shareholder

| Category and Name of Shareholders (I) | PAN (II) | Nos of Shareholders (III) | No. of fully paid up equity shares held (IV) | No. Of Partly paid-up equity shares held (V) | No of Shares underlying Depository Receipts (VI) | Total nos. shares held (VII) = (IV)+(V)+(VI) | Shareholding as a % of total no. of shares (calculated as per SCRR, 1957) (VIII) As a % of (A+B+C2) | Number of Voting Rights held in each class of securities (IX) | | | No. Of Shares Underlying Outstanding convertible securities (X) | Shareholding as a % assuming full conversion of convertible securities (as a percentage of diluted share capital (XI) = (VII)+(X) As a % of (A+B+C2) | No of locked in shares (XII) | | No of Shares pledged or otherwise encumbered (XIII) | | No of shares held in dematerialized form (XIV) | |
|---------------------------------------|----------|---------------------------|--|--|--|--|---|---|-------------|-------|---|--|------------------------------------|--------|---|--------|--|---------------------------------|
| | | | | | | | | No of Voting Rights | | | | | Total as a % of Total Voting Right | No (a) | As a % of total shares held (b) | No (a) | | As a % of total shares held (b) |
| | | | | | | | | Class eg: X | Class eg: y | Total | | | | | | | | |
| l) Institutions (Domestic) | | | | | | | | | | | | | | | | | | |
| a) Mutual Funds | | 9 | 364 | | | 364 | 0.00 | 364 | | 364 | 0.00 | | | | | | 340 | |
| b) Ventures Capital Funds | | | | | | | | | | | | | | | | | | |
| c) Alternate Investment Funds | | | | | | | | | | | | | | | | | | |
| d) Financial Institutions / Banks | | 15 | 655 | | | 655 | 0.01 | 655 | | 655 | 0.01 | | | | | | 268 | |
| e) Insurance Companies | | 3 | 5,966 | | | 5,966 | 0.05 | 5,966 | | 5,966 | 0.05 | | | | | | 5,840 | |
| f) Provident Funds / Pension Funds | | | | | | | | | | | | | | | | | | |
| g) Asset Reconstruction Company | | | | | | | | | | | | | | | | | | |
| h) Sovereign Wealth Funds | | | | | | | | | | | | | | | | | | |
| i) NBFCs registered with RBI | | | | | | | | | | | | | | | | | | |
| j) Other Financial Institutions | | 3 | 117 | | | 117 | 0.00 | 117 | | 117 | 0.00 | | | | | | 24 | |
| k) Any other (specify) | | | | | | | | | | | | | | | | | | |
| Sub-total (B)(1) | | 30 | 7,102 | NIL | NIL | 7,102 | 0.06 | 7,102 | NA | 7,102 | 0.06 | NIL | 0.06 | NIL | NIL | | 6,472 | |



| | Category and Name of Shareholders (I) | PAN (II) | Nos of Shareholders (III) | No. of fully paid up equity shares held (IV) | No. Of Partly paid-up equity shares held (V) | No of Shares underlying Depository Receipts (VI) | Total nos. shares held (VII) = (IV)+(V)+(VI) | Shareholding as a % of total no. of shares (calculated as per SCRR, 1957) (VIII) As a % of (A+B+C2) | Number of Voting Rights held in each class of securities (IX) | | | No. Of Shares Underlying Outstanding convertible securities (X) | Shareholding as a % assuming full conversion of convertible securities (as a percentage of diluted share capital (XI) = (VII)+(X) As a % of (A+B+C2) | No of locked in shares (XII) | | No of Shares pledged or otherwise encumbered (XIII) | | No of shares held in dematerialized form (XIV) | |
|-----|---|------------|---------------------------|--|--|--|--|---|---|-------------|-------|---|--|------------------------------------|--------|---|--------|--|---------------------------------|
| | | | | | | | | | No of Voting Rights | | | | | Total as a % of Total Voting Right | No (a) | As a % of total shares held (b) | No (a) | | As a % of total shares held (b) |
| | | | | | | | | | Class eg: X | Class eg: y | Total | | | | | | | | |
| (2) | Institutions (Foreign) | | | | | | | | | | | | | | | | | | |
| a) | Foreign Direct Investment | | | | | | | | | | | | | | | | | | |
| b) | Foreign Venture Capital Investors | | | | | | | | | | | | | | | | | | |
| c) | Sovereign Wealth Funds | | | | | | | | | | | | | | | | | | |
| d) | Foreign Portfolio Investors Category I | | 10 | 4,40,005 | | 4,40,005 | 3.87 | 4,40,005 | 4,40,005 | 3.87 | 3.87 | | | | | | | 4,40,005 | |
| | Cassini Partners, L.P. Managed By Habrok Capital Management LLP | AAQFC6636C | | 2,34,425 | | 2,34,425 | 2.06 | 2,34,425 | 2,34,425 | 2.06 | 2.06 | | | | | | | 2,34,425 | |
| | Habrok India Master L.P | AAKFH3387F | | 1,42,000 | | 1,42,000 | 1.25 | 1,42,000 | 1,42,000 | 1.25 | 1.25 | | | | | | | 1,42,000 | |
| e) | Foreign Portfolio Investors Category II | | | | | | | | | | | | | | | | | | |
| f) | Overseas Depositories (holding DRs) (balancing figure) | | | | | | | | | | | | | | | | | | |
| g) | Any Other (specify) | | | | | | | | | | | | | | | | | | |



| Category and Name of Shareholders (I) | PAN (II) | Nos of Shareholders (III) | No. of fully paid up equity shares held (IV) | No. Of Partly paid-up equity shares held (V) | No of Shares underlying Depository Receipts (VI) | Total nos. shares held (VII) = (IV)+(V)+(VI) | Shareholding as a % of total no. of shares (calculated as per SCRR, 1957) (VIII) As a % of (A+B+C2) | Number of Voting Rights held in each class of securities (IX) | | | No. Of Shares Underlying Outstanding convertible securities (X) | Shareholding as a % assuming full conversion of convertible securities (as a percentage of diluted share capital (XI) = (VII)+(X) As a % of (A+B+C2) | No of locked in shares (XII) | | No of Shares pledged or otherwise encumbered (XIII) | | No of shares held in dematerialized form (XIV) | |
|--|----------|---------------------------|--|--|--|--|---|---|------------|----------|---|--|------------------------------------|--------|---|--------|--|---------------------------------|
| | | | | | | | | No of Voting Rights | | | | | Total as a % of Total Voting Right | No (a) | As a % of total shares held (b) | No (a) | | As a % of total shares held (b) |
| | | | | | | | | Class eg:X | Class eg:y | Total | | | | | | | | |
| Sub-total (B)(2) | | 10 | 4,40,005 | NIL | NIL | 4,40,005 | 3.87 | 4,40,005 | NA | 4,40,005 | 3.87 | NIL | 3.87 | NIL | NIL | NIL | NIL | 4,40,005 |
| (3) Central Government / State Government (s) | | | | | | | | | | | | | | | | | | |
| Central Government / President of India | | 1 | 11 | | | 11 | 0.00 | 11 | | 11 | 0.00 | | 0.00 | | | | | 11 |
| State Government / Governor | | | | | | | | | | | | | | | | | | |
| Shareholding by Companies or Bodies Corporate where Central / State Government is a promoter | | | | | | | | | | | | | | | | | | |
| Sub-total (B)(3) | | 1 | 11 | NIL | NIL | 11 | 0.00 | 11 | NA | 11 | NA | NIL | 0.00 | NIL | NIL | NIL | NIL | 11 |
| 4) Non-Institution | | | | | | | | | | | | | | | | | | |
| a) Associate companies / Subsidiaries | | | | | | | | | | | | | | | | | | |

7



| Category and Name of Shareholders (I) | PAN (II) | Nos of Shareholders (III) | No. of fully paid up equity shares held (IV) | No. Of Partly paid-up equity shares held (V) | No of Shares underlying Depository Receipts (VI) | Total nos. shares held (VII) = (IV)+(V)+(VI) | Shareholding as a % of total no. of shares (calculated as per SCRR, 1957) (VIII) As a % of (A+B+C2) | Number of Voting Rights held in each class of securities (IX) | | | No. Of Shares Underlying Outstanding convertible securities (X) | Shareholding as a % assuming full conversion of convertible securities (as a percentage of diluted share capital (XI) = (VII)+(X) As a % of (A+B+C2) | No of locked in shares (XII) | | No of Shares pledged or otherwise encumbered (XIII) | | No of shares held in dematerialized form (XIV) | |
|--|----------|---------------------------|--|--|--|--|---|---|------------|-------|---|--|------------------------------------|--------|---|--------|--|---------------------------------|
| | | | | | | | | No of Voting Rights | | | | | Total as a % of Total Voting Right | No (a) | As a % of total shares held (b) | No (a) | | As a % of total shares held (b) |
| | | | | | | | | Class eg:X | Class eg:y | Total | | | | | | | | |
| b) Directors and their relatives (excluding independent directors and nominee directors)** | | 2 | 24 | | | 24 | 0.00 | 24 | | 24 | 0.00 | | | | | | 24 | |
| c) Key Managerial Personnel | | | | | | | | | | | | | | | | | | |
| d) Relatives of promoters (other than 'immediate relatives' of promoters disclosed under 'Promoter and Promoter Group' category) | | | | | | | | | | | | | | | | | | |
| e) Trusts where any person belonging to 'Promoter and Promoter Group' category is 'trustee', 'beneficiary', or 'author of the trust' | | | | | | | | | | | | | | | | | | |

7



| Category and Name of Shareholders (I) | PAN (II) | Nos of Shareholders (III) | No. of fully paid up equity shares held (IV) | No. Of Partly paid-up equity shares held (V) | No of Shares underlying Depository Receipts (VI) | Total nos. shares held (VII) = (IV)+(V)+(VI) | Shareholding as a % of total no. of shares (calculated as per SCRR, 1957) (VIII) As a % of (A+B+C2) | Number of Voting Rights held in each class of securities (IX) | | | No. Of Shares Underlying Outstanding convertible securities (X) | Shareholding as a % assuming full conversion of convertible securities (as a percentage of diluted share capital (XI) = (VII)+(X) As a % of (A+B+C2) | No of locked in shares (XII) | | No of Shares pledged or otherwise encumbered (XIII) | | No of shares held in dematerialized form (XIV) | |
|--|------------|---------------------------|--|--|--|--|---|---|------------|----------|---|--|------------------------------------|--------|---|--------|--|---------------------------------|
| | | | | | | | | No of Voting Rights | | | | | Total as a % of Total Voting Right | No (a) | As a % of total shares held (b) | No (a) | | As a % of total shares held (b) |
| | | | | | | | | Class eg:X | Class eg:y | Total | | | | | | | | |
| f) Investor Education and Protection Fund (IEPF) | | 1 | 59,163 | | | 59,163 | 0.52 | 59,163 | | 59,163 | 0.52 | | | | | | 59,163 | |
| g) Resident Individuals holding nominal share capital up to Rs. 2 lakhs@ | | 37,181 | 9,10,628 | | | 9,10,628 | 7.99 | 9,10,628 | | 9,10,628 | 7.99 | | | | | | 8,69,220 | |
| h) Resident Individuals holding nominal share capital in excess of Rs. 2 lakhs | | 8 | 3,93,144 | | | 3,93,144 | 3.45 | 3,93,144 | | 3,93,144 | 3.45 | | | | | | 3,93,144 | |
| Sanjiv Dhiresbhai Shah | ADGPS0244P | | 1,41,004 | | | 1,41,004 | 1.23 | 1,41,004 | | 1,41,004 | 1.23 | | | | | | 1,41,004 | |
|) Non Resident Indians (NRIs) | | 369 | 82,085 | | | 82,085 | 0.72 | 82,085 | | 82,085 | 0.72 | | | | | | 82,043 | |
|) Foreign Nationals | | | | | | | | | | | | | | | | | | |
|) Foreign Companies | | | | | | | | | | | | | | | | | | |



| Category and Name of Shareholders (I) | PAN (II) | Nos of Shareholders (III) | No. of fully paid up equity shares held (IV) | No. Of Partly paid-up equity shares held (V) | No of Shares underlying Depository Receipts (VI) | Total nos. shares held (VII) = (IV)+(V)+(VI) | Shareholding as a % of total no. of shares (calculated as per SCRR, 1957) (VIII) As a % of (A+B+C2) | Number of Voting Rights held in each class of securities (IX) | | | No. Of Shares Underlying Outstanding convertible securities (X) | Shareholding as a % assuming full conversion of convertible securities (as a percentage of diluted share capital (XI) = (VII)+(X) As a % of (A+B+C2) | No of locked in shares (XII) | | No of Shares pledged or otherwise encumbered (XIII) | | No of shares held in dematerialized form (XIV) | |
|---------------------------------------|------------|---------------------------|--|--|--|--|---|---|-------------|----------|---|--|------------------------------------|--------|---|--------|--|---------------------------------|
| | | | | | | | | No of Voting Rights | | | | | Total as a % of Total Voting Right | No (a) | As a % of total shares held (b) | No (a) | | As a % of total shares held (b) |
| | | | | | | | | Class eg: X | Class eg: Y | Total | | | | | | | | |
| l) Bodies Corporate | | 323 | 5,88,340 | | | 5,88,340 | 5.16 | 5,88,340 | | 5,88,340 | 5.16 | | | | | | 5,87,736 | |
| m) Any Other (specify) | | 11 | 6,69,476 | | | 6,69,476 | 5.87 | 6,69,476 | | 6,69,476 | 5.87 | | | | | | | 5,13,670 |
| Overseas Bodies Corporate: | | 2 | 4,79,085 | | | 4,79,085 | 4.21 | 4,79,085 | | 4,79,085 | 4.21 | | | | | | | 3,23,343 |
| Edgefield Securities Limited | AABCE6366R | | 3,23,343 | | | 3,23,343 | 2.84 | 3,23,343 | | 3,23,343 | 2.84 | | | | | | | 3,23,343 |
| Henry F. Cockill & Sons Ltd. | | | 1,55,742 | | | 1,55,742 | 1.37 | 1,55,742 | | 1,55,742 | 1.37 | | | | | | | 0 |

we



| Category and Name of Shareholders (I) | PAN (II) | Nos of Shareholders (III) | No. of fully paid up equity shares held (IV) | No. Of Partly paid-up equity shares held (V) | No of Shares underlying Depository Receipts (VI) | Total nos. shares held (VII) = (IV)+(V)+(VI) | Shareholding as a % of total no. of shares (calculated as per SCRR, 1957) (VIII) As a % of (A+B+C2) | Number of Voting Rights held in each class of securities (IX) | | | No. Of Shares Underlying Outstanding convertible securities (X) | Shareholding as a % assuming full conversion of convertible securities (as a percentage of diluted share capital (XI) = (VII)+(X) As a % of (A+B+C2) | No of locked in shares (XII) | | No of Shares pledged or otherwise encumbered (XIII) | | No of shares held in dematerialized form (XIV) | |
|---|------------|---------------------------|--|--|--|--|---|---|------------------------------------|-----------|---|--|------------------------------|---------------------------------|---|---------------------------------|--|-----------|
| | | | | | | | | No of Voting Rights | Total as a % of Total Voting Right | | | | No (a) | As a % of total shares held (b) | No (a) | As a % of total shares held (b) | | |
| Trusts | | 3 | 1,80,597 | | | 1,80,597 | 1.58 | 1,80,597 | | | 1,80,597 | 1.58 | | | | | | |
| Ashok Kumar Kinra as Trustee of J.K. Fenner India Limited | AANPK2685A | | 1,80,589 | | | 1,80,589 | 1.58 | 1,80,589 | 1,80,589 | 1.58 | | 1.58 | | | | | | 1,80,589 |
| Custodian/ Custodian of Enemy Property of India | | 5 | 79 | | | 79 | 0.00 | 79 | 79 | 0.00 | | 0.00 | | | | | | 23 |
| Unclaimed or Suspense or Escrow Account | | 1 | 5,431 | | | 5,431 | 0.05 | 5,431 | 5,431 | 0.05 | | 0.05 | | | | | | 5,431 |
| Clearing Member | | 1 | 75 | | | 75 | 0.00 | 75 | 75 | 0.00 | | 0.00 | | | | | | 75 |
| Trustee Fractional Shares issued upon amalgamation * | | 1 | 4,209 | | | 4,209 | 0.04 | 4,209 | 4,209 | 0.04 | | 0.04 | | | | | | 4,209 |
| Sub-total (B)(4) | | 37,908 | 27,02,860 | NIL | NIL | 27,02,860 | 23.70 | 27,02,860 | NA | 27,02,860 | 23.70 | NIL | 23.70 | NIL | NIL | NIL | NIL | 25,05,000 |
| Total Public Shareholding (B)=(B)(1)+(B)(2)+(B)(3)+B(4) | | 37,949 | 31,49,978 | NIL | NIL | 31,49,978 | 27.62 | 31,49,978 | NA | 31,49,978 | 27.62 | NIL | 27.62 | NIL | NIL | NIL | NIL | 29,51,488 |

Details of shareholders acting as persons acting in concert including their Shareholding (No. and %): Not Applicable

Details of Shares which remain unclaimed may be given bear along with details such as number of shareholders, outstanding shares held in demat/unclaimed suspense account, voting rights which are frozen etc.: Not Applicable

Note:

1) PAN would not be displayed on website of Stock Exchange(s).

2) The above format needs to be discussed with the name of the following persons:

Institutions / Non-institutions holding more than 1% of total number of shares

3) W.r.t. the information pertaining to Depository Receipts, the same may be disclosed in the respective columns to the extent information available and the balance to be disclosed as held by custodian,



Table IV - Statement showing shareholding pattern of the Non Promoter Non Public Shareholder

| Category and Name of Shareholders (I) | PAN (II) | Nos of Shareholders (III) | No. of fully paid up equity shares held (IV) | No. Of Partly paid-up equity shares held (V) | No of Shares underlying Depository Receipts (VI) | Total nos. shares held (VII) = (IV)+(V)+(VI) | Shareholding as a % of total no. of shares (calculated as per SCRR, 1957) (VIII) As a % of (A+B+C2) | Number of Voting Rights held in each class of securities (IX) | | | | No. Of Shares Underlying Outstanding convertible securities (X) | Shareholding as a % assuming full conversion of convertible securities (as a percentage of diluted share capital (XI) = (VII)+(X) As a % of (A+B+C2) | No of locked in shares (XII) | | No of Shares pledged or otherwise encumbered (XIII) | | No of shares held in dematerialized form (XIV) | |
|---|----------|---------------------------|--|--|--|--|---|---|-------------|-------|------------------------------------|---|--|------------------------------|---------------------------------|---|---------------------------------|--|-----|
| | | | | | | | | No of Voting Rights | | | Total as a % of Total Voting Right | | | No (a) | As a % of total shares held (b) | No (a) | As a % of total shares held (b) | | |
| | | | | | | | | Class eg: X | Class eg: y | Total | | | | | | | | | |
| (1) Custodian / DR Holder | | | | | | | | | | | | | | | | | | | |
| (2) Employee Benefit Trust (under SEBI (Share based Employee Benefit) Regulations 2014) | | | | | | | | | | | | | | | | | | | |
| Total Non Promoter Non Public Shareholding (C) = (C)(1)+(C)(2) | | NIL | NIL | NIL | NIL | NIL | NIL | NA | NA | NA | NA | NIL | NIL | NIL | NIL | NIL | NIL | NIL | NIL |

Note:
(4) PAN would not be displayed on website of Stock Exchange(s).
(5) The above format needs to disclose name of all holders holding more than 1% of total number of shares
(6) W.r.t. the information pertaining to Depository Receipts, the same may be disclosed in the respective columns to the extent information available.

* Total fraction share shown in public category includes 3 shares belonging to Promoter's Group. Further, fractional shares shall be dealt with as provided in the draft Scheme and SEBI Master Circular dated 20th June 2023.

@ Shri Bakul Jain, independent director and his spouse Smt. Paulomi Jain, hold 22 and 26 shares respectively, aggregating to 48 equity shares including 18 equity shares in Demat form, which has been shown in the "individual Shareholders holding nominal share capital upto Rs. 2 Lakh".

** Shri Ashok Kumar Kinra, Director and his Spouse Smt. Nirmal Kinra hold 21 and 3 equity share respectively, aggregating to 24 equity shares in Demat form which is included in the Directors and their relatives (excluding independent directors and nominee directors).



Table V - Statement showing details of significant beneficial owners

| Sr. No. | Details of SBO (I) | | Details of Registered Owner (II) | | Details of holding/ exercise of right of the SBO in the reporting company, whether direct or indirect*: (III) | | | | | Date of creation / acquisition of significant beneficial interest# (IV) |
|---------|-----------------------|-------------|----------------------------------|-------------|---|---------------|--|---------------------|-----------------------------------|---|
| | Name | Nationality | Name | Nationality | Whether by virtue of: | | | | | |
| | | | | | Shares | Voting Rights | Rights on distributable dividend or any other distribution | Exercise of control | Exercise of significant influence | |
| 1 | Bharat Hari Singhania | India | Sago Trading Limited | India | 8 | 8 | | No | No | 08/02/2019 |
| 2 | Raghupati Singhania | India | Sago Trading Limited | India | 15 | 15 | | Yes | Yes | 08/02/2019 |
| 3 | Vinita Singhania | India | Sago Trading Limited | India | 1 | 1 | | No | No | 08/02/2019 |
| 4 | Anshuman Singhania | India | Sago Trading Limited | India | 13 | 13 | | Yes | Yes | 08/02/2019 |
| 5 | Shrivats Singhania | India | Sago Trading Limited | India | | | | No | No | 08/02/2019 |
| 6 | Sunanda Singhania | India | Sago Trading Limited | India | | | | No | No | 08/02/2019 |
| 7 | Harsh Pati Singhania | India | Sago Trading Limited | India | 3 | 3 | | No | No | 08/02/2019 |
| 8 | Vikrampati Singhania | India | Sago Trading Limited | India | 3 | 3 | | No | No | 08/02/2019 |
| 9 | Bharat Hari Singhania | India | Param Shubham Vanijya Limited | India | 8 | 8 | | No | No | 08/02/2019 |
| 10 | Raghupati Singhania | India | Param Shubham Vanijya Limited | India | 15 | 15 | | Yes | Yes | 08/02/2019 |
| 11 | Vinita Singhania | India | Param Shubham Vanijya Limited | India | 1 | 1 | | No | No | 08/02/2019 |

Note:
 * In case the nature of the holding/ exercise of the right of a SBO falls under multiple categories specified under (a) to (e) under Column III, multiple rows for the same SBO shall be inserted accordingly for each of the categories.
 # This column shall have the details as specified by the listed entity under Form No. BEN-2 as submitted to the Registrar.



Table VI - Statement showing Foreign Ownership Limits

| Particulars | Approved Limits (%) | Limits Utilized (%) |
|---------------------------------------|---------------------|---------------------|
| As on shareholding date | 100.00 | 8.86 |
| As on the end of previous 1st quarter | 100.00 | 8.84 |
| As on the end of previous 2nd quarter | 100.00 | 8.89 |
| As on the end of previous 3rd quarter | 100.00 | 9.05 |
| As on the end of previous 4th quarter | 100.00 | 8.70 |

Notes:

1) "Approved Limits (%)" means the limit approved by Board of Directors / shareholders of the Listed entity. In case the listed entity has no Board approved limit, provide details of sectoral / statutory cap prescribed by Government / Regulatory Authorities

2) Details of Foreign ownership includes foreign ownership / investments as specified in Rule 2(s) of the Foreign Exchange Management (Non debt Instruments) Rules, 2019, made under the Foreign Exchange Management Act, 1999.



In Table II- Statement showing shareholding pattern of the Promoter and Promoter Group followed by sub head (A)1 (a)- Individual/Hindu Undivided Family, the followings shall be noted:

(i) At Sl. No. 2, 9,21,371 equity shares held by Bharat Hari Singhania includes 6,53,810 (5.79%) equity shares as Partner of M/s. Yashodhan Enterprises and 584 (0.00%) equity shares as Partner of M/s. Juggilal Kamapat Lakshmipat.

(ii) At Sl. No. 3, 16,16,910 equity shares held by Raghupati Singhania includes 6,53,809 (5.79%) equity shares as Partner of M/s. Yashodhan Enterprises. and

(iii) At Sl. No. 13, 14,31,332 equity shares held by Anshuman Singhania as Karta of Shripati Singhania HUF includes 6,38,000 (5.65%) equity shares as Partner of M/s. Yashodhan Enterprises.

Annexure-B – Statement showing foreign ownership limits

Under the aforesaid Heading, since there is no Board/Shareholders' approved foreign ownership limits, hence sectoral cap of 100% for NBFC Sector as prescribed by the Government/Regulatory Authorities has been taken.



Details of Eight Significant Beneficial Owners (SBO's) who are exercising their Indirect Interest in Bengal & Assam Company Limited ("the Reporting Company"), through more than one Registered Members/Partnership Firms/HUFs:-

- (i) Bharat Hari Singhania (SBO-1): Bharat Hari Singhania is exercising indirect interest through four Registered Members/Partnership Firms namely:-
(i) Sago Trading Limited: No. of shares - 3 (0.00%), (ii) Param Shubham Vanijya Ltd.: No. of shares - 1422 (0.01%), (iii) Yashodhan Enterprises (Partnership Firm): No. of shares - 6,53,810 (5.79%), (iv) Juggilal Kamlapat Lakshmiapat (Partnership Firm): No. of shares - 584 shares (0.00%).
- (ii) Raghupati Singhania (SBO-2): Raghupati Singhania is exercising indirect interest through four Registered Members/Partnership Firms/HUFs namely:-
(i) Sago Trading Limited: No. of shares - 3 (0.00%), (ii) Param Shubham Vanijya Ltd.: No. of shares - 1,422 (0.01%), (iii) Raghupati Singhania HUF: No. of shares - 30,758 (0.27%) and (iv) Yashodhan Enterprises (Partnership Firm): No. of shares - 6,53,809 (5.79%).
- (iii) Vinita Singhania (SBO-3): Vinita Singhania is exercising indirect interest through two Registered Members namely, (i) Sago Trading Limited: No. of shares - 3 (0.00%), (ii) Param Shubham Vanijya Ltd.: No. of shares - 1,422 (0.01%).
- (iv) Anshuman Singhania (SBO-4): Anshuman Singhania is exercising indirect interest through three Registered Members namely: - (i) Anshuman Singhania as Karta of Shripati Singhania HUF: No. of shares - 7,93,332 (7.02%), (ii) Yashodhan Enterprises (Partnership Firm): No. of shares - 6,38,000 (5.65%) and (iii) Sago Trading Limited: No. of shares - 3 (0.00%).
- (v) Shrivats Singhania (SBO-5): Shrivats Singhania is exercising indirect interest through one Registered Member namely, Sago Trading Limited: No. of shares - 3 (0.00%).
- (vi) Sunanda Singhania (SBO-6): Sunanda Singhania is exercising indirect interest through one Registered Member namely, Sago Trading Limited: No. of shares - 3 (0.00%).
- (vii) Harsh Pati Singhania (SBO-7): Harsh Pati Singhania is exercising indirect interest through two Registered Members namely, (i) Harsh Pati Singhania HUF: No. of shares - 2,87,774 (2.55%) and (ii) Sago Trading Limited: No. of shares - 3 (0.00%).
- (viii) Vikrampati Singhania (SBO-8): Vikrampati Singhania is exercising indirect interest through two Registered Members namely, (i) Vikrampati Singhania HUF: No. of shares - 2,99,815 (2.65%) and (ii) Sago Trading Limited: No. of shares - 3 (0.00%).



SHAREHOLDING PATTERN AS PER THE FORMAT UNDER REGULATION 31 OF SEBI (LISTING OBLIGATIONS AND DISCLOSURE REQUIREMENTS), 2015

Pre-Scheme Shareholding Pattern of Equity Shares of Umang Dairies Limited (without PAN)

1. **Name of the Company:** Umang Dairies Limited
2. **Scrip Code / Name of Scrip / Class of Security:** Equity Shares
3. **Shareholding Pattern Filed under:** Not Applicable
4. **Shareholding Pattern as on** 31st March 2023
5. **Declaration:** The Listed Entity is required to submit the following declaration to the extent of submission of information:

| | PARTICULARS | YES* | NO* |
|---|--|-------------|------------|
| 1 | Whether the Listed Entity has issued any partly paid up shares? | | No |
| 2 | Whether the Listed Entity has issued any Convertible Securities ? | | No |
| 3 | Whether the Listed Entity has issued any Warrants ? | | No |
| 4 | Whether the Listed Entity has any shares against which depository receipts are issued? | | No |
| 5 | Whether the Listed Entity has any shares in locked-in? | | No |
| 6 | Whether any shares held by promoters are pledge or otherwise encumbered? | | No |
| 7 | Whether company has equity shares with differential voting rights? | | No |
| 8 | Whether the listed entity has any significant beneficial owner? | | No |

*If the Listed Entity selects the option 'No' for the questions above, the columns for the partly paid up shares, Outstanding Convertible Securities / Warrants, depository receipts, locked-in shares, No of shares pledged or otherwise encumbered by promoters, as applicable, shall not be displayed at the time of dissemination on the Stock Exchange website. Also wherever there is 'No' declared by Listed Entity in above table the values will be considered as 'Zero' by default on submission of the format of holding of specified securities.



Table I – Summary statement holding of specified securities

| Category (I) | Category of Shareholder (II) | Nos of Shareholders (III) | No. of fully paid up equity shares held (IV) | No. Of Partly paid-up equity shares held (V) | No of Shares underlying Depository Receipts (VI) | Total nos. shares held (VII) = (IV)+(V)+(VI) | Shareholding as a % of total no. of shares (calculated as per SCRR, 1957) (VIII) As a % of (A+B+C2) | Number of Voting Rights held in each class of securities (IX) | | | No. Of Shares Underlying Outstanding convertible securities (X) | Shareholding as a % assuming full conversion of convertible securities (as a percentage of diluted share capital (XI) = (VII)+(X) As a % of (A+B+C2) | No of locked in shares (XII) | | No of Shares pledged or otherwise encumbered (XIII) | | No of shares held in dematerialized form (XIV) |
|--------------|-------------------------------|---------------------------|--|--|--|--|---|---|-------------|--------------------|---|--|------------------------------|---------------------------------|---|---------------------------------|--|
| | | | | | | | | No of Voting Rights | | | | | No (a) | As a % of total shares held (b) | No (a) | As a % of total shares held (b) | |
| | | | | | | | | Class eg: X | Class eg: y | Total | | | | | | | |
| (A) | Promoter & Promoter Group | 3 | 1,64,16,234 | | | 1,64,16,234 | 74.61 | 1,64,16,234 | NA | 1,64,16,234 | 74.61 | | | | | | 1,64,16,234 |
| (B) | Public | 17,297 | 55,86,966 | | | 55,86,966 | 25.39 | 55,86,966 | NA | 55,86,966 | 25.39 | | | | | | 50,07,731 |
| (C) | Non Promoter-Non Public | | | | | | | | | | | | | | | | |
| (C1) | Shares underlying DR | | | | | | | | | | | | | | | | |
| (C2) | Shares held by Employee Trust | | | | | | | | | | | | | | | | |
| | Total | 17,300 | 2,20,03,200 | NIL | NIL | 2,20,03,200 | 100 | 2,20,03,200 | NA | 2,20,03,200 | 100 | NIL | NIL | NIL | NIL | NIL | 2,14,23,965 |

Table II - Statement showing shareholding pattern of the Promoter and Promoter Group

| Category and Name of Shareholders (I) | Nos of Shareholders (II) | No. of fully paid up equity shares held (III) | No. Of Partly paid-up equity shares held (IV) | No of Shares underlying Depository Receipts (V) | Total nos. shares held (VI) = (III)+(IV)+(V) | Shareholding as a % of total no. of shares (calculated as per SCRR, 1957) (VII) As a % of (A+B+C2) | Number of Voting Rights held in each class of securities (VIII) | | | No. Of Shares Underlying Outstanding convertible securities (IX) | Shareholding as a % assuming full conversion of convertible securities (as a percentage of diluted share capital (X) = (VI)+(IX) As a % of (A+B+C2) | No of locked in shares (XI) | | No of Shares pledged or otherwise encumbered (XII) | | No of shares held in dematerialized form (XIII) | |
|---------------------------------------|--|---|---|---|--|--|---|-------------|-------|--|---|------------------------------------|--------|--|--------|---|---------------------------------|
| | | | | | | | No of Voting Rights | | | | | Total as a % of Total Voting Right | No (a) | As a % of total shares held (b) | No (a) | | As a % of total shares held (b) |
| | | | | | | | Class eg: X | Class eg: y | Total | | | | | | | | |
| (1) | Indian | | | | | | | | | | | | | | | | |
| (a) | Individuals/Hindu undivided Family | | | | | | | | | | | | | | | | |
| (b) | Central Government/State Government(s) | | | | | | | | | | | | | | | | |



| | | | | | | | | | | | | | | | | | | |
|------------|--|------------|--------------------|------------|------------|--------------------|--------------|--------------------|-----------|--------------------|--------------|------------|--------------|------------|------------|------------|------------|--------------------|
| (c) | Financial Institutions/ Banks | | | | | | | | | | | | | | | | | |
| (d) | Any Other (specify) | 3 | 1,64,16,234 | | | 1,64,16,234 | 74.61 | 1,64,16,234 | | 1,64,16,234 | 74.61 | | 74.61 | | | | | 1,64,16,234 |
| | Accurate Finman Services Limited | | 3,97,804 | | | 3,97,804 | 1.81 | 3,97,804 | | 3,97,804 | 1.81 | | 1.81 | | | | | 3,97,804 |
| | Sidhivinayak Trading and Investment Limited | | 38,50,000 | | | 38,50,000 | 17.50 | 38,50,000 | | 38,50,000 | 17.50 | | 17.50 | | | | | 38,50,000 |
| | Bengal & Assam Company Limited | | 1,21,68,430 | | | 1,21,68,430 | 55.30 | 1,21,68,430 | | 1,21,68,430 | 55.30 | | 55.30 | | | | | 1,21,68,430 |
| | Sub-Total (A)(1) | 3 | 1,64,16,234 | NIL | NIL | 1,64,16,234 | 74.61 | 1,64,16,234 | NA | 1,64,16,234 | 74.61 | NIL | 74.61 | NIL | NIL | NIL | NIL | 1,64,16,234 |
| (2) | Foreign | | | | | | | | | | | | | | | | | |
| (a) | Individuals (NonResident Individuals/ Foreign Individuals) | | | | | | | | | | | | | | | | | |
| (b) | Government | | | | | | | | | | | | | | | | | |
| (c) | Institutions | | | | | | | | | | | | | | | | | |
| (d) | Foreign Portfolio Investor | | | | | | | | | | | | | | | | | |
| (e) | Any Other (specify) | | | | | | | | | | | | | | | | | |
| | Sub-Total (A)(2) | NIL | NIL | NIL | NIL | NIL | NA | NA | NA | NA | NIL | NIL | NIL | NIL | NIL | NIL | NIL | NIL |
| | Total Shareholding of Promoter and Promoter Group (A)=(A)(1)+(A)(2) | 3 | 1,64,16,234 | NIL | NIL | 1,64,16,234 | 74.61 | 1,64,16,234 | NA | 1,64,16,234 | 74.61 | NIL | 74.61 | NIL | NIL | NIL | NIL | 1,64,16,234 |



Table III - Statement showing shareholding pattern of the Public Shareholder

| | Category and Name of Shareholders (I) | Nos of Shareholders (II) | No. of fully paid up equity shares held (III) | No. Of Partly paid-up equity shares held (IV) | No of Shares underlying Depository Receipts (V) | Total nos. shares held (VI) = (III)+(IV)+(V) | Shareholding as a % of total no. of shares (calculated as per SCRR, 1957) (VII) As a % of (A+B+C2) | Number of Voting Rights held in each class of securities (VIII) | | | No. Of Shares Underlying Outstanding convertible securities (IX) | Shareholding as a % assuming full conversion of convertible securities (as a percentage of diluted share capital (X) = (VI)+(IX) As a % of (A+B+C2) | No of locked in shares (XI) | | No of Shares pledged or otherwise encumbered (XII) | | No of shares held in dematerialized form (XIII) | |
|-----|---------------------------------------|--------------------------|---|---|---|--|--|---|-------------|------------------------------------|--|---|-----------------------------|---------------------------------|--|---------------------------------|---|------------|
| | | | | | | | | No of Voting Rights | | Total as a % of Total Voting Right | | | No (a) | As a % of total shares held (b) | No (a) | As a % of total shares held (b) | | |
| | | | | | | | | Class eg: X | Class eg: y | | | | | | | | | Total |
| (1) | Institutions (Domestic) | | | | | | | | | | | | | | | | | |
| (a) | Mutual Funds | | | | | | | | | | | | | | | | | |
| (b) | Ventures Capital Funds | | | | | | | | | | | | | | | | | |
| (c) | Alternate Investment Funds | | | | | | | | | | | | | | | | | |
| (d) | Financial Institutions / Banks | 1 | 200 | | | 200 | 0.00 | 200 | | 200 | 0.00 | | | | | | 200 | |
| (e) | Insurance Companies | | | | | | | | | | | | | | | | | |
| (f) | Provident Funds / Pension Funds | | | | | | | | | | | | | | | | | |
| (g) | Asset Reconstruction Company | | | | | | | | | | | | | | | | | |
| (h) | Sovereign Wealth Funds | | | | | | | | | | | | | | | | | |
| (i) | NBFCs registered with RBI | | | | | | | | | | | | | | | | | |
| (j) | Other Financial Institutions | 1 | 100 | | | 100 | 0.00 | 100 | | 100 | 0.00 | | | | | | 0 | |
| (k) | Any other (specify) | | | | | | | | | | | | | | | | | |
| | Sub-total (B)(1) | 2 | 300 | NIL | NIL | 300 | 0.00 | 300 | NA | 300 | 0.00 | NIL | 0.00 | NIL | NIL | NIL | NIL | 200 |
| (2) | Institutions (Foreign) | | | | | | | | | | | | | | | | | |
| (a) | Foreign Direct | | | | | | | | | | | | | | | | | |



| | | | | | | | | | | | | | | | | | | |
|-----|--|------------|------------|------------|------------|------------|-----------|-----------|-----------|-----------|------------|------------|------------|------------|------------|------------|------------|------------|
| | Investment | | | | | | | | | | | | | | | | | |
| (b) | Foreign Venture Capital Investors | | | | | | | | | | | | | | | | | |
| (c) | Sovereign Wealth Funds | | | | | | | | | | | | | | | | | |
| (d) | Foreign Portfolio Investors Category I | | | | | | | | | | | | | | | | | |
| (e) | Foreign Portfolio Investors Category II | | | | | | | | | | | | | | | | | |
| (f) | Overseas Depositories (holding DRs) (balancing figure) | | | | | | | | | | | | | | | | | |
| (g) | Any Other (specify) | | | | | | | | | | | | | | | | | |
| | Sub-total (B)(2) | NIL | NIL | NIL | NIL | NIL | NA | NA | NA | NA | NIL | NIL | NIL | NIL | NIL | NIL | NIL | NIL |
| (3) | Central Government / State Government (s) | | | | | | | | | | | | | | | | | |
| | Central Government / President of India | | | | | | | | | | | | | | | | | |
| | State Government / Governor | | | | | | | | | | | | | | | | | |
| | Shareholding by Companies or Bodies Corporate where Central / State Government is a promoter | | | | | | | | | | | | | | | | | |
| | Sub-total (B)(3) | NIL | NIL | NIL | NIL | NIL | NA | NA | NA | NA | NIL | NIL | NIL | NIL | NIL | NIL | NIL | NIL |
| (4) | Non-Institution | | | | | | | | | | | | | | | | | |
| (a) | Associate companies / Subsidiaries | | | | | | | | | | | | | | | | | |
| (b) | Directors and their relatives (excluding | | | | | | | | | | | | | | | | | |



| | | | | | | | | | | | | | | | | | | | |
|-----|---|--------|-----------|--|-----------|-------|-----------|--|-----------|-------|--|-------|--|--|--|--|--|--|-----------|
| | independent directors and nominee directors) | | | | | | | | | | | | | | | | | | |
| (c) | Key Managerial Personnel | | | | | | | | | | | | | | | | | | |
| (d) | Relatives of promoters (other than 'immediate relatives' of promoters disclosed under 'Promoter and Promoter Group' category) | | | | | | | | | | | | | | | | | | |
| (e) | Trusts where any person belonging to 'Promoter and Promoter Group' category is 'trustee', 'beneficiary', or 'author of the trust' | | | | | | | | | | | | | | | | | | |
| (f) | Investor Education and Protection Fund (IEPF) | 1 | 6,77,571 | | 6,77,571 | 3.08 | 6,77,571 | | 6,77,571 | 3.08 | | 3.08 | | | | | | | 6,77,571 |
| (g) | Resident Individuals holding nominal share capital up to Rs. 2 lakhs | 17,098 | 36,59,403 | | 36,59,403 | 16.63 | 36,59,403 | | 36,59,403 | 16.63 | | 16.63 | | | | | | | 30,87,768 |
| (h) | Resident Individuals holding nominal share capital in excess of Rs. 2 lakhs | 2 | 87,301 | | 87,301 | 0.40 | 87,301 | | 87,301 | 0.40 | | 0.40 | | | | | | | 87,301 |
| (i) | Non Resident Indians (NRIs) | 107 | 70,365 | | 70,365 | 0.32 | 70,365 | | 70,365 | 0.32 | | 0.32 | | | | | | | 70,365 |



| | | | | | | | | | | | | | | | | | |
|-----|---|--------|-----------|-----|-----|-----------|-------|-----------|-----------|-------|-----|-------|-----|-----|-----|-----|-----------|
| (j) | Foreign Nationals | | | | | | | | | | | | | | | | |
| (k) | Foreign Companies | | | | | | | | | | | | | | | | |
| (l) | Bodies Corporate | 70 | 10,84,408 | | | 10,84,408 | 4.93 | 10,84,408 | 10,84,408 | 4.93 | | 4.93 | | | | | 10,76,908 |
| | Deepa Bagla Financial Consultants Private Limited | 1 | 3,23,512 | | | 3,23,512 | 1.47 | 3,23,512 | 3,23,512 | 1.47 | | 1.47 | | | | | 3,23,512 |
| | Prisure Promotion & Tradings Limited | 1 | 6,92,840 | | | 6,92,840 | 3.15 | 6,92,840 | 6,92,840 | 3.15 | | 3.15 | | | | | 6,92,840 |
| (m) | Any Other (specify) | 17 | 7,618 | | | 7,618 | 0.03 | 7,618 | 7,618 | 0.03 | | 0.03 | | | | | 7,618 |
| | Clearing Members | 17 | 7,618 | | | 7,618 | 0.03 | 7,618 | 7,618 | 0.03 | | 0.03 | | | | | 7,618 |
| | Sub-total (B)(4) | 17,295 | 55,86,666 | NIL | NIL | 55,86,666 | 25.39 | 55,86,666 | 55,86,666 | 25.39 | NIL | 25.39 | NIL | NIL | NIL | NIL | 50,07,531 |
| | Total Public Shareholding (B)=(B)(1)+(B)(2)+(B)(3)+B(4) | 17,297 | 55,86,966 | NIL | NIL | 55,86,966 | 25.39 | 55,86,966 | 55,86,966 | 25.39 | NIL | 25.39 | NIL | NIL | NIL | NIL | 50,07,731 |

Table IV - Statement showing shareholding pattern of the Non Promoter Non Public Shareholder

| | Category and Name of Shareholders (I) | Nos of Shareholders (II) | No. of fully paid up equity shares held (III) | No. Of Partly paid-up equity shares held (IV) | No of Shares underlying Depository Receipts (V) | Total nos. shares held (VI) = (III)+(IV)+(V) | Shareholding as a % of total no. of shares (calculated as per SCRR, 1957) As a % of (A+B+C2) | Number of Voting Rights held in each class of securities (VIII) | | | No. Of Shares Underlying Outstanding convertible securities (IX) | Shareholding as a % assuming full conversion of convertible securities (as a percentage of diluted share capital (X) = (VI)+(IX) As a % of (A+B+C2) | No of locked in shares (XI) | | No of Shares pledged or otherwise encumbered (XII) | | No of shares held in dematerialized form (XIII) |
|-----|---|--------------------------|---|---|---|--|--|---|-------------|------------------------------------|--|---|-----------------------------|---------------------------------|--|---------------------------------|---|
| | | | | | | | | No of Voting Rights | | Total as a % of Total Voting Right | | | No (a) | As a % of total shares held (b) | No (a) | As a % of total shares held (b) | |
| | | | | | | | | Class eg: X | Class eg: y | | | | | | | | |
| (1) | Custodian / DR Holder | | | | | | | | | | | | | | | | |
| (2) | Employee Benefit Trust (under SEBI (Share based | | | | | | | | | | | | | | | | |



| | | | | | | | | | | | | | | | | | | | |
|--|-----|-----|-----|-----|-----|-----|----|----|----|----|-----|-----|-----|-----|-----|-----|-----|-----|--|
| Employee Benefit Regulations 2014) | | | | | | | | | | | | | | | | | | | |
| Total Non Promoter Non Public Shareholding (C) = (C)(1)+(C)(2) | NIL | NIL | NIL | NIL | NIL | NIL | NA | NA | NA | NA | NIL | NIL | NIL | NIL | NIL | NIL | NIL | NIL | |

Table VI - Statement showing Foreign Ownership Limits

| Particulars | Approved Limits (%) | Limits Utilized (%) |
|---------------------------------------|---------------------|---------------------|
| As on shareholding date | 100.00 | 0.32 |
| As on the end of previous 1st quarter | 100.00 | 0.32 |
| As on the end of previous 2nd quarter | 100.00 | 0.33 |
| As on the end of previous 3rd quarter | 100.00 | 0.34 |
| As on the end of previous 4th quarter | 100.00 | 0.31 |

Notes:

- 1) "Approved Limits (%)" means the limit approved by Board of Directors / shareholders of the Listed entity. In case the listed entity has no Board approved limit, provide details of sectoral / statutory cap prescribed by Government / Regulatory Authorities
- 2) Details of Foreign ownership includes foreign ownership / investments as specified in Rule 2(s) of the Foreign Exchange Management (Non debt Instruments) Rules, 2019, made under the Foreign Exchange Management Act, 1999.



Post-Scheme Shareholding Pattern of Equity Shares of Umang Dairy Limited[#] (without PAN)

1. **Name of the Company:** Umang Dairy Limited
2. **Scrip Code / Name of Scrip / Class of Security:** Equity Shares
3. **Shareholding Pattern Filed under:** Not Applicable
4. **Shareholding Pattern as on 31st March 2023**
5. **Declaration:** The Listed Entity is required to submit the following declaration to the extent of submission of information:

| | PARTICULARS | YES* | NO* |
|---|--|-------------|------------|
| 1 | Whether the Listed Entity has issued any partly paid up shares? | | No |
| 2 | Whether the Listed Entity has issued any Convertible Securities ? | | No |
| 3 | Whether the Listed Entity has issued any Warrants ? | | No |
| 4 | Whether the Listed Entity has any shares against which depository receipts are issued? | | No |
| 5 | Whether the Listed Entity has any shares in locked-in? | | No |
| 6 | Whether any shares held by promoters are pledge or otherwise encumbered? | | No |
| 7 | Whether company has equity shares with differential voting rights? | | No |
| 8 | Whether the listed entity has any significant beneficial owner? | | No |

*If the Listed Entity selects the option 'No' for the questions above, the columns for the partly paid up shares, Outstanding Convertible Securities / Warrants, depository receipts, locked-in shares, No of shares pledged or otherwise encumbered by promoters, as applicable, shall not be displayed at the time of dissemination on the Stock Exchange website. Also wherever there is 'No' declared by Listed Entity in above table the values will be considered as 'Zero' by default on submission of the format of holding of specified securities.

#UMANG DAIRIES LIMITED SHALL BE DEEMED TO BE WOUND UP POST EFFECTIVENESS OF THE SCHEME OF ARRANGEMENT



Table I – Summary statement holding of specified securities

| Category (I) | Category of Shareholder (II) | Nos of Shareholders (III) | No. of fully paid up equity shares held (IV) | No. Of Partly paid-up equity shares held (V) | No of Shares underlying Depository Receipts (VI) | Total nos. shares held (VII) – (IV)+(V)+(VI) | Shareholding as a % of total no. of shares (calculated as per SCRR, 1957) (VIII) As a % of (A+B+C2) | Number of Voting Rights held in each class of securities (IX) | | | No. Of Shares Underlying Outstanding convertible securities (X) | Shareholding as a % assuming full conversion of convertible securities (as a percentage of diluted share capital (XI) = (VII)+(X) As a % of (A+B+C2) | No of locked in shares (XII) | | No of Shares pledged or otherwise encumbered (XIII) | | No of shares held in dematerialized form (XIV) |
|--------------|-------------------------------|---------------------------|--|--|--|--|---|---|-------------|-------|---|--|------------------------------|---------------------------------|---|---------------------------------|--|
| | | | | | | | | No of Voting Rights | | | | | No (a) | As a % of total shares held (b) | No (a) | As a % of total shares held (b) | |
| | | | | | | | | Class eg: X | Class eg: y | Total | | | | | | | |
| (A) | Promoter & Promoter Group | NA | NA | NA | NA | NA | NA | NA | NA | NA | NA | NA | NA | NA | NA | NA | NA |
| (B) | Public | NA | NA | NA | NA | NA | NA | NA | NA | NA | NA | NA | NA | NA | NA | NA | NA |
| (C) | Non Promoter-Non Public | NA | NA | NA | NA | NA | NA | NA | NA | NA | NA | NA | NA | NA | NA | NA | NA |
| (C1) | Shares underlying DR | NA | NA | NA | NA | NA | NA | NA | NA | NA | NA | NA | NA | NA | NA | NA | NA |
| (C2) | Shares held by Employee Trust | NA | NA | NA | NA | NA | NA | NA | NA | NA | NA | NA | NA | NA | NA | NA | NA |
| | Total | NA | NA | NA | NA | NA | NA | NA | NA | NA | NA | NA | NA | NA | NA | NA | NA |

Table II - Statement showing shareholding pattern of the Promoter and Promoter Group

| | Category and Name of Shareholders (I) | Nos of Shareholders (II) | No. of fully paid up equity shares held (III) | No. Of Partly paid-up equity shares held (IV) | No of Shares underlying Depository Receipts (V) | Total nos. shares held (VI) – (III)+(IV)+(V) | Shareholding as a % of total no. of shares (calculated as per SCRR, 1957) (VII) As a % of (A+B+C2) | Number of Voting Rights held in each class of securities (VIII) | | | No. Of Shares Underlying Outstanding convertible securities (IX) | Shareholding as a % assuming full conversion of convertible securities (as a percentage of diluted share capital (X) = (VI)+(IX) As a % of (A+B+C2) | No of locked in shares (XI) | | No of Shares pledged or otherwise encumbered (XII) | | No of shares held in dematerialized form (XIII) |
|-----|---------------------------------------|--------------------------|---|---|---|--|--|---|-------------|-------|--|---|-----------------------------|---------------------------------|--|---------------------------------|---|
| | | | | | | | | No of Voting Rights | | | | | No (a) | As a % of total shares held (b) | No (a) | As a % of total shares held (b) | |
| | | | | | | | | Class eg: X | Class eg: y | Total | | | | | | | |
| (1) | Indian | | | | | | | | | | | | | | | | |
| (a) | Individuals/Hindu undivided Family | | | | | | | | | | | | | | | | |
| (b) | Central Government/State Government | | | | | | | | | | | | | | | | |



| | | | | | | | | | | | | | | | | | | |
|-----|--|----|----|----|----|----|----|----|----|----|----|----|----|----|----|----|----|----|
| | s) | | | | | | | | | | | | | | | | | |
| (c) | Financial Institutions/ Banks | | | | | | | | | | | | | | | | | |
| (d) | Any Other (specify) | | | | | | | | | | | | | | | | | |
| | Sub-Total (A)(1) | NA | NA | NA | NA | NA | NA | NA | NA | NA | NA | NA | NA | NA | NA | NA | NA | NA |
| (2) | Foreign | | | | | | | | | | | | | | | | | |
| (a) | Individuals (NonResident Individuals/ Foreign Individuals) | | | | | | | | | | | | | | | | | |
| (b) | Government | | | | | | | | | | | | | | | | | |
| (c) | Institutions | | | | | | | | | | | | | | | | | |
| (d) | Foreign Portfolio Investor | | | | | | | | | | | | | | | | | |
| (e) | Any Other (specify) | | | | | | | | | | | | | | | | | |
| | Sub-Total (A)(2) | NA | NA | NA | NA | NA | NA | NA | NA | NA | NA | NA | NA | NA | NA | NA | NA | NA |
| | Total Shareholding of Promoter and Promoter Group (A)=(A)(1)+(A)(2) | NA | NA | NA | NA | NA | NA | NA | NA | NA | NA | NA | NA | NA | NA | NA | NA | NA |



Table III - Statement showing shareholding pattern of the Public Shareholder

| | Category and Name of Shareholders (I) | Nos of Shareholders (II) | No. of fully paid up equity shares held (III) | No. Of Partly paid-up equity shares held (IV) | No of Shares underlying Depository Receipts (V) | Total nos. shares held (VI) = (III)+(IV)+(V) | Shareholding as a % of total no. of shares (calculated as per SCRR, 1957) (VII) As a % of (A+B+C2) | Number of Voting Rights held in each class of securities (VIII) | | | | No. Of Shares Underlying Outstanding convertible securities (IX) | Shareholding as a % assuming full conversion of convertible securities (as a percentage of diluted share capital (X) = (VI)+(IX) As a % of (A+B+C2) | No of locked in shares (XI) | | No of Shares pledged or otherwise encumbered (XII) | | No of shares held in dematerialized form (XIII) |
|-----|---------------------------------------|--------------------------|---|---|---|--|--|---|-------------|-------|------------------------------------|--|---|-----------------------------|---------------------------------|--|---------------------------------|---|
| | | | | | | | | No of Voting Rights | | | Total as a % of Total Voting Right | | | No (a) | As a % of total shares held (b) | No (a) | As a % of total shares held (b) | |
| | | | | | | | | Class eg: X | Class eg: y | Total | | | | | | | | |
| (1) | Institutions (Domestic) | | | | | | | | | | | | | | | | | |
| (a) | Mutual Funds | | | | | | | | | | | | | | | | | |
| (b) | Ventures Capital Funds | | | | | | | | | | | | | | | | | |
| (c) | Alternate Investment Funds | | | | | | | | | | | | | | | | | |
| (d) | Financial Institutions / Banks | | | | | | | | | | | | | | | | | |
| (e) | Insurance Companies | | | | | | | | | | | | | | | | | |
| (f) | Provident Funds / Pension Funds | | | | | | | | | | | | | | | | | |
| (g) | Asset Reconstruction Company | | | | | | | | | | | | | | | | | |
| (h) | Sovereign Wealth Funds | | | | | | | | | | | | | | | | | |
| (i) | NBFCs registered with RBI | | | | | | | | | | | | | | | | | |
| (j) | Other Financial Institutions | | | | | | | | | | | | | | | | | |
| (k) | Any other (specify) | | | | | | | | | | | | | | | | | |
| | Sub-total (B)(1) | NA | NA | NA | NA | NA | NA | NA | NA | NA | NA | NA | NA | NA | NA | NA | NA | NA |
| (2) | Institutions (Foreign) | | | | | | | | | | | | | | | | | |
| (a) | Foreign | | | | | | | | | | | | | | | | | |



| | | | | | | | | | | | | | | | | | | |
|-----|--|----|----|----|----|----|----|----|----|----|----|----|----|----|----|----|----|----|
| | Direct Investment | | | | | | | | | | | | | | | | | |
| (b) | Foreign Venture Capital Investors | | | | | | | | | | | | | | | | | |
| (c) | Sovereign Wealth Funds | | | | | | | | | | | | | | | | | |
| (d) | Foreign Portfolio Investors Category I | | | | | | | | | | | | | | | | | |
| (e) | Foreign Portfolio Investors Category II | | | | | | | | | | | | | | | | | |
| (f) | Overseas Depositories (holding DRs) (balancing figure) | | | | | | | | | | | | | | | | | |
| (g) | Any Other (specify) | | | | | | | | | | | | | | | | | |
| | Sub-total (B)(2) | NA | NA | NA | NA | NA | NA | NA | NA | NA | NA | NA | NA | NA | NA | NA | NA | NA |
| (3) | Central Government / State Government (6) | | | | | | | | | | | | | | | | | |
| | Central Government / President of India | | | | | | | | | | | | | | | | | |
| | State Government / Governor | | | | | | | | | | | | | | | | | |
| | Shareholding by Companies or Bodies Corporate where Central / State Government is a promoter | | | | | | | | | | | | | | | | | |
| | Sub-total (B)(3) | NA | NA | NA | NA | NA | NA | NA | NA | NA | NA | NA | NA | NA | NA | NA | NA | NA |
| (4) | Non-Institution | | | | | | | | | | | | | | | | | |
| (a) | Associate companies / Subsidiaries | | | | | | | | | | | | | | | | | |



| | | | | | | | | | | | | | | | | | | | | | | | | | | | | |
|-----|---|--|--|--|--|--|--|--|--|--|--|--|--|--|--|--|--|--|--|--|--|--|--|--|--|--|--|--|
| (b) | Directors and their relatives (excluding independent directors and nominee directors) | | | | | | | | | | | | | | | | | | | | | | | | | | | |
| (c) | Key Managerial Personnel | | | | | | | | | | | | | | | | | | | | | | | | | | | |
| (d) | Relatives of promoters (other than 'immediate relatives' of promoters disclosed under 'Promoter and Promoter Group' category) | | | | | | | | | | | | | | | | | | | | | | | | | | | |
| (e) | Trusts where any person belonging to 'Promoter and Promoter Group' category is 'trustee', 'beneficiary', or 'author of the trust' | | | | | | | | | | | | | | | | | | | | | | | | | | | |
| (f) | Investor Education and Protection Fund (IEPF) | | | | | | | | | | | | | | | | | | | | | | | | | | | |
| (g) | Resident Individuals holding nominal share capital up to Rs. 2 lakhs | | | | | | | | | | | | | | | | | | | | | | | | | | | |
| (h) | Resident Individuals holding nominal share capital in excess of Rs. 2 lakhs | | | | | | | | | | | | | | | | | | | | | | | | | | | |



| | | | | | | | | | | | | | | | | | | | |
|-----|--|----|----|----|----|----|----|----|----|----|----|----|----|----|----|----|----|----|----|
| (i) | Non Resident Indians (NRIs) | | | | | | | | | | | | | | | | | | |
| (j) | Foreign Nationals | | | | | | | | | | | | | | | | | | |
| (k) | Foreign Companies | | | | | | | | | | | | | | | | | | |
| | Bodies Corporate | | | | | | | | | | | | | | | | | | |
| | Others | | | | | | | | | | | | | | | | | | |
| (m) | Any Other (specify) | | | | | | | | | | | | | | | | | | |
| | Overseas Bodies Corporate | | | | | | | | | | | | | | | | | | |
| | Trusts | | | | | | | | | | | | | | | | | | |
| | Custodian/Custodian of Enemy Property of India | | | | | | | | | | | | | | | | | | |
| | Unclaimed or Suspense or Escrow Account | | | | | | | | | | | | | | | | | | |
| | Sub-total (B)(4) | NA | NA | NA | NA | NA | NA | NA | NA | NA | NA | NA | NA | NA | NA | NA | NA | NA | NA |
| | Total Public Shareholding (B)=(B)(1)+(B)(2)+(B)(3)+B(4) | NA | NA | NA | NA | NA | NA | NA | NA | NA | NA | NA | NA | NA | NA | NA | NA | NA | NA |

Table IV - Statement showing shareholding pattern of the Non Promoter Non Public Shareholder

| Category and Name of Shareholders (I) | Nos of Shareholders (II) | No. of fully paid up equity shares held (III) | No. Of Partly paid-up equity shares held (IV) | No of Shares underlying Depository Receipts (V) | Total nos. shares held (VI) = (III)+(IV)+(V) | Shareholding as a % of total no. of shares (calculated as per SCRR, 1957) (VII) As a % of | Number of Voting Rights held in each class of securities (VIII) | | | No. Of Shares Underlying Outstanding convertible securities (IX) | Shareholding as a % assuming full conversion of convertible securities (as a percentage of diluted share capital (X) = (VI)+(IX) As a % of | No of locked in shares (XI) | | No of Shares pledged or otherwise encumbered (XII) | | No of shares held in dematerialized form (XIII) |
|---------------------------------------|--------------------------|---|---|---|--|---|---|-------------|------------------------------|--|--|-----------------------------|---------------------------------|--|---------------------------------|---|
| | | | | | | | No of Voting Rights | | Total as a % of Total Voting | | | No (a) | As a % of total shares held (b) | No (a) | As a % of total shares held (b) | |
| | | | | | | | Class eg: X | Class eg: y | | | | | | | | |



| | | | | | | | | | | | | | | | | | | |
|-----|---|----|----|----|----|----|----------|----|----|----|----|-------|----|----------|----|----|----|----|
| | | | | | | | (A+B+C2) | | | | | Right | | (A+B+C2) | | | | |
| (1) | Custodian / DR Holder | | | | | | | | | | | | | | | | | |
| (2) | Employee Benefit Trust (under SEBI (Share based Employee Benefit) Regulations 2014) | | | | | | | | | | | | | | | | | |
| | Total Non Promoter Non Public Shareholding (C) = (C)(1)+(C)(2) | NA | NA | NA | NA | NA | NA | NA | NA | NA | NA | NA | NA | NA | NA | NA | NA | NA |

Table VI - Statement showing Foreign Ownership Limits

| Particulars | Approved Limits (%) | Limits Utilized (%) |
|---------------------------------------|---------------------|---------------------|
| As on shareholding date | NA | NA |
| As on the end of previous 1st quarter | NA | NA |
| As on the end of previous 2nd quarter | NA | NA |
| As on the end of previous 3rd quarter | NA | NA |
| As on the end of previous 4th quarter | NA | NA |

Notes:

- "Approved Limits (%)" means the limit approved by Board of Directors / shareholders of the Listed entity. In case the listed entity has no Board approved limit, provide details of sectoral / statutory cap prescribed by Government / Regulatory Authorities
- Details of Foreign ownership includes foreign ownership / investments as specified in Rule 2(s) of the Foreign Exchange Management (Non debt Instruments) Rules, 2019, made under the Foreign Exchange Management Act, 1999.



SHAREHOLDING PATTERN AS PER THE FORMAT UNDER REGULATION 31 OF SEBI (LISTING OBLIGATIONS AND DISCLOSURE REQUIREMENTS), 2015

Pre-Scheme Shareholding Pattern of Equity Shares of Panchmahal Properties Limited (without PAN)

1. **Name of the Company:** Panchmahal Properties Limited
2. **Scrip Code / Name of Scrip / Class of Security:** Equity Shares
3. **Shareholding Pattern Filed under:** Not Applicable
4. **Shareholding Pattern as on 31st March 2023**
5. **Declaration:** The Listed Entity is required to submit the following declaration to the extent of submission of information:

| | PARTICULARS | YES* | NO* |
|---|--|-------------|------------|
| 1 | Whether the Listed Entity has issued any partly paid up shares? | | No |
| 2 | Whether the Listed Entity has issued any Convertible Securities ? | | No |
| 3 | Whether the Listed Entity has issued any Warrants ? | | No |
| 4 | Whether the Listed Entity has any shares against which depository receipts are issued? | | No |
| 5 | Whether the Listed Entity has any shares in locked-in? | | No |
| 6 | Whether any shares held by promoters are pledge or otherwise encumbered? | | No |
| 7 | Whether company has equity shares with differential voting rights? | | No |
| 8 | Whether the listed entity has any significant beneficial owner? | | Yes |

*If the Listed Entity selects the option 'No' for the questions above, the columns for the partly paid up shares, Outstanding Convertible Securities / Warrants, depository receipts, locked-in shares, No of shares pledged or otherwise encumbered by promoters, as applicable, shall not be displayed at the time of dissemination on the Stock Exchange website. Also wherever there is 'No' declared by Listed Entity in above table the values will be considered as 'Zero' by default on submission of the format of holding of specified securities.



Table I – Summary statement holding of specified securities

| Category (I) | Category of Shareholder (II) | Nos of Shareholders (III) | No. of fully paid up equity shares held (IV) | No. Of Partly paid-up equity shares held (V) | No of Shares underlying Depository Receipts (VI) | Total nos. shares held (VII) = (IV)+(V)+(VI) | Shareholding as a % of total no. of shares (calculated as per SCRR, 1957) (VIII) As a % of (A+B+C2) | Number of Voting Rights held in each class of securities (IX) | | | No. Of Shares Underlying Outstanding convertible securities (X) | Shareholding as a % assuming full conversion of convertible securities (as a percentage of diluted share capital (XI) = (VII)+(X) As a % of (A+B+C2) | No of locked in shares (XII) | | No of Shares pledged or otherwise encumbered (XIII) | | No of shares held in dematerialized form (XIV) |
|--------------|-------------------------------|---------------------------|--|--|--|--|---|---|------------|-----------------|---|--|------------------------------|---------------------------------|---|---------------------------------|--|
| | | | | | | | | No of Voting Rights | | | | | No (a) | As a % of total shares held (b) | No (a) | As a % of total shares held (b) | |
| | | | | | | | | Class eg: X | Class eg:y | Total | | | | | | | |
| (A) | Promoter & Promoter Group | 7 | 3,51,230 | | | 3,51,230 | 100.00 | 3,51,230 | NA | 3,51,230 | | 100.00 | | | | | 3,51,230 |
| (B) | Public | 0 | 0 | | | 0 | 0.00 | 0 | NA | 0 | | 0.00 | | | | | 0 |
| (C) | Non Promoter-Non Public | | | | | | | | | | | | | | | | |
| (C1) | Shares underlying DR | | | | | | | | | | | | | | | | |
| (C2) | Shares held by Employee Trust | | | | | | | | | | | | | | | | |
| | Total | 7 | 3,51,230 | NIL | NIL | 3,51,230 | 100.00 | 3,51,230 | NA | 3,51,230 | NIL | 100.00 | NIL | NIL | NIL | NIL | 3,51,230 |



Table II - Statement showing shareholding pattern of the Promoter and Promoter Group

| Category and Name of Shareholders (I) | Nos of Shareholders (II) | No. of fully paid up equity shares held (III) | No. Of Partly paid-up equity shares held (IV) | No of Shares underlying Depository Receipts (V) | Total nos. shares held (VI) = (III)+(IV)+(V) | Shareholding as a % of total no. of shares (calculated as per SCRR, 1957) (VII) As a % of (A+B+C2) | Number of Voting Rights held in each class of securities (VIII) | | | No. Of Shares Underlying Outstanding convertible securities (IX) | Shareholding as a % assuming full conversion of convertible securities (as a percentage of diluted share capital (X) = (VI)+(IX) As a % of (A+B+C2) | No of locked in shares (XI) | | No of Shares pledged or otherwise encumbered (XII) | | No of shares held in dematerialized form (XIII) | | |
|---|--------------------------|---|---|---|--|--|---|-------------|----------|--|---|------------------------------------|--------|--|--------|---|---------------------------------|----------|
| | | | | | | | No of Voting Rights | | | | | Total as a % of Total Voting Right | No (a) | As a % of total shares held (b) | No (a) | | As a % of total shares held (b) | |
| | | | | | | | Class eg: X | Class eg: y | Total | | | | | | | | | |
| (1) Indian | | | | | | | | | | | | | | | | | | |
| (a) Individuals/Hindu undivided Family | 6 | 60 | | | 60 | 0.02 | 60 | | 60 | 0.02 | | | | | | | | 60 |
| Upendra Kumar Gupta * | | 10 | | | 10 | 0.00 | 10 | | 10 | 0.00 | | | | | | | | 10 |
| Dilip Kumar Swain* | | 10 | | | 10 | 0.00 | 10 | | 10 | 0.00 | | | | | | | | 10 |
| Harish Kumar Wadhwan* | | 10 | | | 10 | 0.00 | 10 | | 10 | 0.00 | | | | | | | | 10 |
| Manish Khanna* | | 10 | | | 10 | 0.00 | 10 | | 10 | 0.00 | | | | | | | | 10 |
| Satish Anand* | | 10 | | | 10 | 0.00 | 10 | | 10 | 0.00 | | | | | | | | 10 |
| Rachit Nagori* | | 10 | | | 10 | 0.00 | 10 | | 10 | 0.00 | | | | | | | | 10 |
| (b) Central Government/ State Government(s) | | | | | | | | | | | | | | | | | | |
| (c) Financial Institutions/ Banks | | | | | | | | | | | | | | | | | | |
| (d) Any Other (specify) | 1 | 3,51,170 | | | 3,51,170 | 99.98 | 3,51,170 | | 3,51,170 | 99.98 | | | | | | | | 3,51,170 |
| Bengal & Assam Company Ltd | | 3,51,170 | | | 3,51,170 | 99.98 | 3,51,170 | | 3,51,170 | 99.98 | | | | | | | | 3,51,170 |
| Sub-Total (A)(1) | 7 | 3,51,230 | NIL | NIL | 3,51,230 | 100.00 | NA | NA | 3,51,230 | 100.00 | NIL | 100.00 | NIL | NIL | NIL | NIL | NIL | 3,51,230 |



| Category and Name of Shareholders (I) | Nos of Shareholders (II) | No. of fully paid up equity shares held (III) | No. Of Partly paid-up equity shares held (IV) | No of Shares underlying Depository Receipts (V) | Total nos. shares held (VI) = (III)+(IV)+(V) | Shareholding as a % of total no. of shares (calculated as per SCRR, 1957) (VII) As a % of (A+B+C2) | Number of Voting Rights held in each class of securities (VIII) | | | | No. Of Shares Underlying Outstanding convertible securities (IX) | Shareholding as a % assuming full conversion of convertible securities (as a percentage of diluted share capital (X) = (VI)+(IX) As a % of (A+B+C2) | No of locked in shares (XI) | | No of Shares pledged or otherwise encumbered (XII) | | No of shares held in dematerialized form (XIII) | |
|---|--------------------------|---|---|---|--|---|---|-------------|----------|------------------------------------|--|---|-----------------------------|---------------------------------|--|---------------------------------|---|----------|
| | | | | | | | No of Voting Rights | | | Total as a % of Total Voting Right | | | No (a) | As a % of total shares held (b) | No (a) | As a % of total shares held (b) | | |
| | | | | | | | Class eg: X | Class eg: y | Total | | | | | | | | | |
| (2) Foreign | | | | | | | | | | | | | | | | | | |
| (a) Individuals (NonResident Individuals/ Foreign Individuals) | | | | | | | | | | | | | | | | | | |
| (b) Government | | | | | | | | | | | | | | | | | | |
| (c) Institutions | | | | | | | | | | | | | | | | | | |
| (d) Foreign Portfolio Investor | | | | | | | | | | | | | | | | | | |
| (e) Any Other (specify) | | | | | | | | | | | | | | | | | | |
| Sub-Total (A)(2) | NIL | NIL | NIL | NIL | NIL | NA | NA | NA | NA | NIL | NIL | NIL | NIL | NIL | NIL | NIL | NIL | NIL |
| Total Shareholding of Promoter and Promoter Group (A)=(A)(1)+(A)(2) | 7 | 3,51,230 | NIL | NIL | 3,51,230 | 100.00 | NA | NA | 3,51,230 | 100.00 | NIL | 100.00 | NIL | NIL | NIL | NIL | NIL | 3,51,230 |

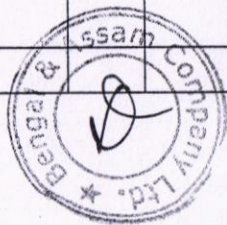
* Jointly with Bengal & Assam Company Limited



Table III - Statement showing shareholding pattern of the Public Shareholder


| | Category and Name of Shareholders (I) | Nos of Shareholders (II) | No. of fully paid up equity shares held (III) | No. Of Partly paid-up equity shares held (IV) | No of Shares underlying Depository Receipts (V) | Total nos. shares held (VI) = (III)+(IV)+(V) | Shareholding as a % of total no. of shares (calculated as per SCRR, 1957) (VII) As a % of (A+B+C2) | Number of Voting Rights held in each class of securities (VIII) | | | No. Of Shares Underlying Outstanding convertible securities (IX) | Shareholding as a % assuming full conversion of convertible securities (as a percentage of diluted share capital (X) = (VI)+(IX) As a % of (A+B+C2) | No of locked in shares (XI) | | No of Shares pledged or otherwise encumbered (XII) | | No of shares held in dematerialized form (XIII) | |
|-----|---------------------------------------|--------------------------|---|---|---|--|---|---|-------------|-------|--|---|------------------------------------|--------|--|--------|---|---------------------------------|
| | | | | | | | | No of Voting Rights | | | | | Total as a % of Total Voting Right | No (a) | As a % of total shares held (b) | No (a) | | As a % of total shares held (b) |
| | | | | | | | | Class eg: X | Class eg: y | Total | | | | | | | | |
| (1) | Institutions (Domestic) | | | | | | | | | | | | | | | | | |
| (a) | Mutual Funds | | | | | | | | | | | | | | | | | |
| (b) | Ventures Capital Funds | | | | | | | | | | | | | | | | | |
| (c) | Alternate Investment Funds | | | | | | | | | | | | | | | | | |
| (d) | Financial Institutions / Banks | | | | | | | | | | | | | | | | | |
| (e) | Insurance Companies | | | | | | | | | | | | | | | | | |
| (f) | Provident Funds / Pension Funds | | | | | | | | | | | | | | | | | |
| (g) | Asset Reconstruction Company | | | | | | | | | | | | | | | | | |
| (h) | Sovereign Wealth Funds | | | | | | | | | | | | | | | | | |
| (i) | NBFCs registered with RBI | | | | | | | | | | | | | | | | | |
| (j) | Other Financial Institutions | | | | | | | | | | | | | | | | | |
| (k) | Any other (specify) | | | | | | | | | | | | | | | | | |

NIL




| Category and Name of Shareholders (I) | Nos of Shareholders (II) | No. of fully paid up equity shares held (III) | No. Of Partly paid-up equity shares held (IV) | No of Shares underlying Depository Receipts (V) | Total nos. shares held (VI) = (III)+(IV)+(V) | Shareholding as a % of total no. of shares (calculated as per SCRR, 1957) (VII) As a % of (A+B+C2) | Number of Voting Rights held in each class of securities (VIII) | | | | No. Of Shares Underlying Outstanding convertible securities (IX) | Shareholding as a % assuming full conversion of convertible securities (as a percentage of diluted share capital (X) = (VI)+(IX) As a % of (A+B+C2) | No of locked in shares (XI) | | No of Shares pledged or otherwise encumbered (XII) | | No of shares held in dematerialized form (XIII) |
|--|--------------------------|---|---|---|--|--|---|-------------|-------|------------------------------------|--|---|-----------------------------|---------------------------------|--|---------------------------------|---|
| | | | | | | | No of Voting Rights | | | Total as a % of Total Voting Right | | | No (a) | As a % of total shares held (b) | No (a) | As a % of total shares held (b) | |
| | | | | | | | Class eg: X | Class eg: y | Total | | | | | | | | |
| Sub-total (B)(1) | NIL | NIL | NIL | NIL | NIL | NIL | NA | NA | NA | NA | NIL | NIL | NIL | NIL | NIL | NIL | NIL |
| (2) Institutions (Foreign) | | | | | | | | | | | | | | | | | |
| (a) Foreign Direct Investment | | | | | | | | | | | | | | | | | |
| (b) Foreign Venture Capital Investors | | | | | | | | | | | | | | | | | |
| (c) Sovereign Wealth Funds | | | | | | | | | | | | | | | | | |
| (d) Foreign Portfolio Investors Category I | | | | | | | | | | | | | | | | | |
| (e) Foreign Portfolio Investors Category II | | | | | | | | | | | | | | | | | |
| (f) Overseas Depositories (holding DRs) (balancing figure) | | | | | | | | | | | | | | | | | |
| (g) Any Other (specify) | | | | | | | | | | | | | | | | | |
| Sub-total (B)(2) | NIL | NIL | NIL | NIL | NIL | NIL | NA | NA | NA | NA | NIL | NIL | NIL | NIL | NIL | NIL | NIL |
| (3) Central Government / State Government (s) | | | | | | | | | | | | | | | | | |

NIL



| Category and Name of Shareholders (I) | Nos of Shareholders (II) | No. of fully paid up equity shares held (III) | No. Of Partly paid-up equity shares held (IV) | No of Shares underlying Depository Receipts (V) | Total nos. shares held (VI) = (III)+(IV)+(V) | Shareholding as a % of total no. of shares (calculated as per SCRR, 1957) (VII) As a % of (A+B+C2) | Number of Voting Rights held in each class of securities (VIII) | | | | No. Of Shares Underlying Outstanding convertible securities (IX) | Shareholding as a % assuming full conversion of convertible securities (as a percentage of diluted share capital (X) = (VI)+(IX) As a % of (A+B+C2) | No of locked in shares (XI) | | No of Shares pledged or otherwise encumbered (XII) | | No of shares held in dematerialized form (XIII) | |
|--|--------------------------|---|---|---|--|--|---|-------------|-------|------------------------------------|--|---|-----------------------------|---------------------------------|--|---------------------------------|---|-----|
| | | | | | | | No of Voting Rights | | | Total as a % of Total Voting Right | | | No (a) | As a % of total shares held (b) | No (a) | As a % of total shares held (b) | | |
| | | | | | | | Class eg: X | Class eg: y | Total | | | | | | | | | |
| Central Government / President of India | | | | | | | | | | | | | | | | | | |
| State Government / Governor | | | | | | | | | | | | | | | | | | |
| Shareholding by Companies or Bodies Corporate where Central / State Government is a promoter | | | | | | | | | | | | | | | | | | |
| Sub-total (B)(3) | NIL | NIL | NIL | NIL | NIL | NIL | NA | NA | NA | NA | NIL | NIL | NIL | NIL | NIL | NIL | NIL | NIL |
| (4) Non-Institution | | | | | | | | | | | | | | | | | | |
| (a) Associate companies / Subsidiaries | | | | | | | | | | | | | | | | | | |
| (b) Directors and their relatives (excluding independent directors and nominee directors) | | | | | | | | | | | | | | | | | | |



| Category and Name of Shareholders (I) | Nos of Shareholders (II) | No. of fully paid up equity shares held (III) | No. Of Partly paid-up equity shares held (IV) | No of Shares underlying Depository Receipts (V) | Total nos. shares held (VI) = (III)+(IV)+(V) | Shareholding as a % of total no. of shares (calculated as per SCRR, 1957) (VII) As a % of (A+B+C2) | Number of Voting Rights held in each class of securities (VIII) | | | No. Of Shares Underlying Outstanding convertible securities (IX) | Shareholding as a % assuming full conversion of convertible securities (as a percentage of diluted share capital (X) = (VI)+(IX) As a % of (A+B+C2) | No of locked in shares (XI) | | No of Shares pledged or otherwise encumbered (XII) | | No of shares held in dematerialized form (XIII) | |
|---|--------------------------|---|---|---|--|--|---|-------------|-------|--|---|------------------------------------|--------|--|--------|---|---------------------------------|
| | | | | | | | No of Voting Rights | | | | | Total as a % of Total Voting Right | No (a) | As a % of total shares held (b) | No (a) | | As a % of total shares held (b) |
| | | | | | | | Class eg: X | Class eg: y | Total | | | | | | | | |
| (c) Key Managerial Personnel | | | | | | | | | | | | | | | | | |
| (d) Relatives of promoters (other than 'immediate relatives' of promoters disclosed under 'Promoter and Promoter Group' category) | | | | | | | | | | | | | | | | | |
| (e) Trusts where any person belonging to 'Promoter and Promoter Group' category is 'trustee', 'beneficiary', or 'author of the trust' | | | | | | | | | | | | | | | | | |
| (f) Investor Education and Protection Fund (IEPF) | | | | | | | | | | | | | | | | | |



| Category and Name of Shareholders (I) | Nos of Shareholders (II) | No. of fully paid up equity shares held (III) | No. Of Partly paid-up equity shares held (IV) | No of Shares underlying Depository Receipts (V) | Total nos. shares held (VI) = (III)+(IV)+(V) | Shareholding as a % of total no. of shares (calculated as per SCRR, 1957) (VII) As a % of (A+B+C2) | Number of Voting Rights held in each class of securities (VIII) | | | | No. Of Shares Underlying Outstanding convertible securities (IX) | Shareholding as a % assuming full conversion of convertible securities (as a percentage of diluted share capital (X) = (VI)+(IX) As a % of (A+B+C2) | No of locked in shares (XI) | | No of Shares pledged or otherwise encumbered (XII) | | No of shares held in dematerialized form (XIII) | | |
|---|--------------------------|---|---|---|--|--|---|-------------|-------|------------------------------------|--|---|-----------------------------|---------------------------------|--|---------------------------------|---|-----|-----|
| | | | | | | | No of Voting Rights | | | Total as a % of Total Voting Right | | | No (a) | As a % of total shares held (b) | No (a) | As a % of total shares held (b) | | | |
| | | | | | | | Class eg: X | Class eg: y | Total | | | | | | | | | | |
| (g) Resident Individuals holding nominal share capital up to Rs. 2 lakhs | | | | | | | | | | | | | | | | | | | |
| (h) Resident Individuals holding nominal share capital in excess of Rs. 2 lakhs | | | | | | | | | | | | | | | | | | | |
| (i) Non Resident Indians (NRIs) | | | | | | | | | | | | | | | | | | | |
| (j) Foreign Nationals | | | | | | | | | | | | | | | | | | | |
| (k) Foreign Companies | | | | | | | | | | | | | | | | | | | |
| (l) Bodies Corporate | | | | | | | | | | | | | | | | | | | |
| Sub-total (B)(4) | NIL | NIL | NIL | NIL | NIL | NIL | NA | NA | NA | NA | NIL | NIL | NIL | NIL | NIL | NIL | NIL | NIL | NIL |
| Total Public Shareholding (B)=(B)(1)+(B)(2)+(B)(3)+B(4) | NIL | NIL | NIL | NIL | NIL | NIL | NA | NA | NA | NA | NIL | NIL | NIL | NIL | NIL | NIL | NIL | NIL | NIL |

NIL



Table IV - Statement showing shareholding pattern of the Non Promoter Non Public Shareholder

| (1) | Category and Name of Shareholders (I) | Nos of Shareholders (II) | No. of fully paid up equity shares held (III) | No. Of Partly paid-up equity shares held (IV) | No of Shares underlying Depository Receipts (V) | Total nos. shares held (VI) = (III)+(IV)+(V) | Shareholding as a % of total no. of shares (calculated as per SCRR, 1957) (VII) As a % of (A+B+C2) | Number of Voting Rights held in each class of securities (VIII) | | | | No. Of Shares Underlying Outstanding convertible securities (IX) | Shareholding as a % assuming full conversion of convertible securities (as a percentage of diluted share capital (X) = (VI)+(IX) As a % of (A+B+C2) | No of locked in shares (XI) | | No of Shares pledged or otherwise encumbered (XII) | | No of shares held in dematerialized form (XIII) | |
|-----|---|--------------------------|---|---|---|--|--|---|-------------|-------|------------------------------------|--|---|-----------------------------|---------------------------------|--|---------------------------------|---|-----|
| | | | | | | | | No of Voting Rights | | | Total as a % of Total Voting Right | | | No (a) | As a % of total shares held (b) | No (a) | As a % of total shares held (b) | | |
| | | | | | | | | Class eg: X | Class eg: y | Total | | | | | | | | | |
| (1) | Custodian / DR Holder | | | | | | | | | | | | | | | | | | |
| (2) | Employee Benefit Trust (under SEBI (Share based Employee Benefit) Regulations 2014) | | | | | | | | | | | | | | | | | | |
| | Total Non Promoter Non Public Shareholding (C) = (C)(1)+(C)(2) | NIL | NIL | NIL | NIL | NIL | NIL | NA | NA | NA | NA | NIL | NIL | NIL | NIL | NIL | NIL | NIL | NIL |



Table V - Statement showing details of significant beneficial owners

| Sr. No. | Details of SBO (I) | | Details of Registered Owner (II) | | Details of holding/ exercise of right of the SBO in the reporting company, whether direct or indirect*: (III) | | | | | Date of creation / acquisition of significant beneficial interest# (IV) |
|--|--------------------|-------------|----------------------------------|-------------|---|---------------|--|---------------------|-----------------------------------|---|
| | Name | Nationality | Name | Nationality | Whether by virtue of: | | | | | |
| | | | | | Shares | Voting Rights | Rights on distributable dividend or any other distribution | Exercise of control | Exercise of significant influence | |
| NIL | | | | | | | | | | |
| Note: * In case the nature of the holding/ exercise of the right of a SBO falls under multiple categories specified under (a) to (e) under Column III, multiple rows for the same SBO shall be inserted accordingly for each of the categories. # This column shall have the details as specified by the listed entity under Form No. BEN-2 as submitted to the Registrar. | | | | | | | | | | |

Table VI - Statement showing Foreign Ownership Limits

| Particulars | Approved Limits (%) | Limits Utilized (%) |
|--|---------------------|---------------------|
| NIL | | |
| Notes: 1) "Approved Limits (%)" means the limit approved by Board of Directors / shareholders of the Listed entity. In case the listed entity has no Board approved limit, provide details of sectoral / statutory cap prescribed by Government / Regulatory Authorities 2) Details of Foreign ownership includes foreign ownership / investments as specified in Rule 2(s) of the Foreign Exchange Management (Non debt Instruments) Rules, 2019, made under the Foreign Exchange Management Act, 1999. | | |



SHAREHOLDING PATTERN AS PER THE FORMAT UNDER REGULATION 31 OF SEBI (LISTING OBLIGATIONS AND DISCLOSURE REQUIREMENTS), 2015

Post-Scheme Shareholding Pattern of Equity Shares of Panchmahal Properties Limited (without PAN)

6. **Name of the Company:** Panchmahal Properties Limited
7. **Scrip Code / Name of Scrip / Class of Security:** Equity Shares
8. **Shareholding Pattern Filed under:** Not Applicable
9. **Shareholding Pattern as on 31st March 2023**
10. **Declaration:** The Listed Entity is required to submit the following declaration to the extent of submission of information:

| | PARTICULARS | YES* | NO* |
|---|--|-------------|------------|
| 1 | Whether the Listed Entity has issued any partly paid up shares? | | No |
| 2 | Whether the Listed Entity has issued any Convertible Securities ? | | No |
| 3 | Whether the Listed Entity has issued any Warrants ? | | No |
| 4 | Whether the Listed Entity has any shares against which depository receipts are issued? | | No |
| 5 | Whether the Listed Entity has any shares in locked-in? | | No |
| 6 | Whether any shares held by promoters are pledge or otherwise encumbered? | | No |
| 7 | Whether company has equity shares with differential voting rights? | | No |
| 8 | Whether the listed entity has any significant beneficial owner? | | Yes |

*If the Listed Entity selects the option 'No' for the questions above, the columns for the partly paid up shares, Outstanding Convertible Securities / Warrants, depository receipts, locked-in shares, No of shares pledged or otherwise encumbered by promoters, as applicable, shall not be displayed at the time of dissemination on the Stock Exchange website. Also wherever there is 'No' declared by Listed Entity in above table the values will be considered as 'Zero' by default on submission of the format of holding of specified securities.



Table I – Summary statement holding of specified securities

| Category (I) | Category of Shareholder (II) | Nos of Shareholders (III) | No. of fully paid up equity shares held (IV) | No. Of Partly paid-up equity shares held (V) | No of Shares underlying Depository Receipts (VI) | Total nos. shares held (VII) = (IV)+(V)+(VI) | Shareholding as a % of total no. of shares (calculated as per SCRR, 1957) (VIII) As a % of (A+B+C2) | Number of Voting Rights held in each class of securities (IX) | | | No. Of Shares Underlying Outstanding convertible securities (X) | Shareholding as a % assuming full conversion of convertible securities (as a percentage of diluted share capital (XI) = (VII)+(X) As a % of (A+B+C2) | No of locked in shares (XII) | | No of Shares pledged or otherwise encumbered (XIII) | | No of shares held in dematerialized form (XIV) |
|--------------|-------------------------------|---------------------------|--|--|--|--|---|---|------------|-----------------|---|--|------------------------------|---------------------------------|---|---------------------------------|--|
| | | | | | | | | No of Voting Rights | | | | | No (a) | As a % of total shares held (b) | No (a) | As a % of total shares held (b) | |
| | | | | | | | | Class eg: X | Class eg:y | Total | | | | | | | |
| (A) | Promoter & Promoter Group | 7 | 3,51,230 | | | 3,51,230 | 100.00 | 3,51,230 | NA | 3,51,230 | | 100.00 | | | | | 3,51,230 |
| (B) | Public | 0 | 0 | | | 0 | 0.00 | 0 | NA | 0 | | 0.00 | | | | | 0 |
| (C) | Non Promoter-Non Public | | | | | | | | | | | | | | | | |
| (C1) | Shares underlying DR | | | | | | | | | | | | | | | | |
| (C2) | Shares held by Employee Trust | | | | | | | | | | | | | | | | |
| | Total | 7 | 3,51,230 | NIL | NIL | 3,51,230 | 100.00 | 3,51,230 | NA | 3,51,230 | NIL | 100.00 | NIL | NIL | NIL | NIL | 3,51,230 |





Table II - Statement showing shareholding pattern of the Promoter and Promoter Group

| Category and Name of Shareholders (I) | Nos of Shareholders (II) | No. of fully paid up equity shares held (III) | No. Of Partly paid-up equity shares held (IV) | No of Shares underlying Depository Receipts (V) | Total nos. shares held (VI) = (III)+(IV)+(V) | Shareholding as a % of total no. of shares (calculated as per SCRR, 1957) (VII) As a % of (A+B+C2) | Number of Voting Rights held in each class of securities (VIII) | | | No. Of Shares Underlying Outstanding convertible securities (IX) | Shareholding as a % assuming full conversion of convertible securities (as a percentage of diluted share capital (X) = (VI)+(IX) As a % of (A+B+C2) | No of locked in shares (XI) | | No of Shares pledged or otherwise encumbered (XII) | | No of shares held in dematerialized form (XIII) | |
|---|--------------------------|---|---|---|--|--|---|-------------|----------|--|---|------------------------------------|--------|--|--------|---|---------------------------------|
| | | | | | | | No of Voting Rights | | | | | Total as a % of Total Voting Right | No (a) | As a % of total shares held (b) | No (a) | | As a % of total shares held (b) |
| | | | | | | | Class eg: X | Class eg: y | Total | | | | | | | | |
| (1) Indian | | | | | | | | | | | | | | | | | |
| (a) Individuals/Hindu undivided Family | 6 | 60 | | | 60 | 0.02 | 60 | | 60 | 0.02 | | | | | | | 60 |
| Upendra Kumar Gupta * | | 10 | | | 10 | 0.00 | 10 | | 10 | 0.00 | | | | | | | 10 |
| Dilip Kumar Swain* | | 10 | | | 10 | 0.00 | 10 | | 10 | 0.00 | | | | | | | 10 |
| Harish Kumar Wadhwan* | | 10 | | | 10 | 0.00 | 10 | | 10 | 0.00 | | | | | | | 10 |
| Manish Khanna* | | 10 | | | 10 | 0.00 | 10 | | 10 | 0.00 | | | | | | | 10 |
| Satish Anand* | | 10 | | | 10 | 0.00 | 10 | | 10 | 0.00 | | | | | | | 10 |
| Rachit Nagori* | | 10 | | | 10 | 0.00 | 10 | | 10 | 0.00 | | | | | | | 10 |
| (b) Central Government/ State Government(s) | | | | | | | | | | | | | | | | | |
| (c) Financial Institutions/ Banks | | | | | | | | | | | | | | | | | |
| (d) Any Other (specify) | 1 | 3,51,170 | | | 3,51,170 | 99.98 | 3,51,170 | | 3,51,170 | 99.98 | | | | | | | 3,51,170 |
| Bengal & Assam Company Ltd | | 3,51,170 | | | 3,51,170 | 99.98 | 3,51,170 | | 3,51,170 | 99.98 | | | | | | | 3,51,170 |
| Sub-Total (A)(1) | 7 | 3,51,230 | NIL | NIL | 3,51,230 | 100.00 | NA | NA | 3,51,230 | 100.00 | NIL | 100.00 | NIL | NIL | NIL | NIL | 3,51,230 |



| Category and Name of Shareholders (I) | Nos of Shareholders (II) | No. of fully paid up equity shares held (III) | No. Of Partly paid-up equity shares held (IV) | No of Shares underlying Depository Receipts (V) | Total nos. shares held (VI) = (III)+(IV)+(V) | Shareholding as a % of total no. of shares (calculated as per SCRR, 1957) (VII) As a % of (A+B+C2) | Number of Voting Rights held in each class of securities (VIII) | | | No. Of Shares Underlying Outstanding convertible securities (IX) | Shareholding as a % assuming full conversion of convertible securities (as a percentage of diluted share capital (X) = (VI)+(IX) As a % of (A+B+C2) | No of locked in shares (XI) | | No of Shares pledged or otherwise encumbered (XII) | | No of shares held in dematerialized form (XIII) | | | |
|---|--------------------------|---|---|---|--|---|---|-------------|----------|--|---|------------------------------------|--------|--|--------|---|---------------------------------|-----|----------|
| | | | | | | | No of Voting Rights | | | | | Total as a % of Total Voting Right | No (a) | As a % of total shares held (b) | No (a) | | As a % of total shares held (b) | | |
| | | | | | | | Class eg: X | Class eg: y | Total | | | | | | | | | | |
| (2) Foreign | | | | | | | | | | | | | | | | | | | |
| (a) Individuals (NonResident Individuals/ Foreign Individuals) | | | | | | | | | | | | | | | | | | | |
| (b) Government | | | | | | | | | | | | | | | | | | | |
| (c) Institutions | | | | | | | | | | | | | | | | | | | |
| (d) Foreign Portfolio Investor | | | | | | | | | | | | | | | | | | | |
| (e) Any Other (specify) | | | | | | | | | | | | | | | | | | | |
| Sub-Total (A)(2) | NIL | NIL | NIL | NIL | NIL | NA | NA | NA | NA | NIL | NIL | NIL | NIL | NIL | NIL | NIL | NIL | NIL | NIL |
| Total Shareholding of Promoter and Promoter Group (A)=(A)(1)+(A)(2) | 7 | 3,51,230 | NIL | NIL | 3,51,230 | 100.00 | NA | NA | 3,51,230 | 100.00 | NIL | 100.00 | NIL | NIL | NIL | NIL | NIL | NIL | 3,51,230 |


* Jointly with Bengal & Assam Company Limited



Table III - Statement showing shareholding pattern of the Public Shareholder

| Category and Name of Shareholders (I) | Nos of Shareholders (II) | No. of fully paid up equity shares held (III) | No. Of Partly paid-up equity shares held (IV) | No of Shares underlying Depository Receipts (V) | Total nos. shares held (VI) = (III)+(IV)+(V) | Shareholding as a % of total no. of shares (calculated as per SCRR, 1957) (VII) As a % of (A+B+C2) | Number of Voting Rights held in each class of securities (VIII) | | | No. Of Shares Underlying Outstanding convertible securities (IX) | Shareholding as a % assuming full conversion of convertible securities (as a percentage of diluted share capital (X) = (VI)+(IX) As a % of (A+B+C2) | No of locked in shares (XI) | | No of Shares pledged or otherwise encumbered (XII) | | No of shares held in dematerialized form (XIII) | |
|---------------------------------------|--------------------------|---|---|---|--|--|---|-------------|-------|--|---|------------------------------------|--------|--|--------|---|---------------------------------|
| | | | | | | | No of Voting Rights | | | | | Total as a % of Total Voting Right | No (a) | As a % of total shares held (b) | No (a) | | As a % of total shares held (b) |
| | | | | | | | Class eg: X | Class eg: y | Total | | | | | | | | |
| (l) Institutions (Domestic) | | | | | | | | | | | | | | | | | |
| (a) Mutual Funds | | | | | | | | | | | | | | | | | |
| (b) Ventures Capital Funds | | | | | | | | | | | | | | | | | |
| (c) Alternate Investment Funds | | | | | | | | | | | | | | | | | |
| (d) Financial Institutions / Banks | | | | | | | | | | | | | | | | | |
| (e) Insurance Companies | | | | | | | | | | | | | | | | | |
| (f) Provident Funds / Pension Funds | | | | | | | | | | | | | | | | | |
| (g) Asset Reconstruction Company | | | | | | | | | | | | | | | | | |
| (h) Sovereign Wealth Funds | | | | | | | | | | | | | | | | | |
| (i) NBFCs registered with RBI | | | | | | | | | | | | | | | | | |
| (j) Other Financial Institutions | | | | | | | | | | | | | | | | | |
| (k) Any other (specify) | | | | | | | | | | | | | | | | | |
| Sub-total (B)(1) | NIL | NIL | NIL | NIL | NIL | NIL | NA | NA | NA | NA | NIL | NIL | NIL | NIL | NIL | NIL | NIL |

NIL



| | Category and Name of Shareholders (I) | Nos of Shareholders (II) | No. of fully paid up equity shares held (III) | No. Of Partly paid-up equity shares held (IV) | No of Shares underlying Depository Receipts (V) | Total nos. shares held (VI) = (III)+(IV)+(V) | Shareholding as a % of total no. of shares (calculated as per SCRR, 1957) (VII) As a % of (A+B+C2) | Number of Voting Rights held in each class of securities (VIII) | | | No. Of Shares Underlying Outstanding convertible securities (IX) | Shareholding as a % assuming full conversion of convertible securities (as a percentage of diluted share capital (X) = (VI)+(IX) As a % of (A+B+C2) | No of locked in shares (XI) | | No of Shares pledged or otherwise encumbered (XII) | | No of shares held in dematerialized form (XIII) | |
|-----|--|--------------------------|---|---|---|--|--|---|-------------|-------|--|---|------------------------------------|--------|--|--------|---|---------------------------------|
| | | | | | | | | No of Voting Rights | | | | | Total as a % of Total Voting Right | No (a) | As a % of total shares held (b) | No (a) | | As a % of total shares held (b) |
| | | | | | | | | Class eg: X | Class eg: y | Total | | | | | | | | |
| (2) | Institutions (Foreign) | | | | | | | | | | | | | | | | | |
| (a) | Foreign Direct Investment | | | | | | | | | | | | | | | | | |
| (b) | Foreign Venture Capital Investors | | | | | | | | | | | | | | | | | |
| (c) | Sovereign Wealth Funds | | | | | | | | | | | | | | | | | |
| (d) | Foreign Portfolio Investors Category I | | | | | | | | | | | | | | | | | |
| (e) | Foreign Portfolio Investors Category II | | | | | | | | | | | | | | | | | |
| (f) | Overseas Depositories (holding DRs) (balancing figure) | | | | | | | | | | | | | | | | | |
| (g) | Any Other (specify) | | | | | | | | | | | | | | | | | |
| | Sub-total (B)(2) | NIL | NIL | NIL | NIL | NIL | NIL | NA | NA | NA | NIL | NIL | NIL | NIL | NIL | NIL | NIL | |


NIL



| Category and Name of Shareholders (I) | Nos of Shareholders (II) | No. of fully paid up equity shares held (III) | No. Of Partly paid-up equity shares held (IV) | No of Shares underlying Depository Receipts (V) | Total nos. shares held (VI) = (III)+(IV)+(V) | Shareholding as a % of total no. of shares (calculated as per SCRR, 1957) (VII) As a % of (A+B+C2) | Number of Voting Rights held in each class of securities (VIII) | | | No. Of Shares Underlying Outstanding convertible securities (IX) | Shareholding as a % assuming full conversion of convertible securities (as a percentage of diluted share capital (X) = (VI)+(IX) As a % of (A+B+C2) | No of locked in shares (XI) | | No of Shares pledged or otherwise encumbered (XII) | | No of shares held in dematerialized form (XIII) | | |
|--|--------------------------|---|---|---|--|--|---|-------------|-------|--|---|------------------------------------|--------|--|--------|---|---------------------------------|-----|
| | | | | | | | No of Voting Rights | | | | | Total as a % of Total Voting Right | No (a) | As a % of total shares held (b) | No (a) | | As a % of total shares held (b) | |
| | | | | | | | Class eg: X | Class eg: y | Total | | | | | | | | | |
| (3) Central Government / State Government (s) | | | | | | | | | | | | | | | | | | |
| Central Government / President of India | | | | | | | | | | | | | | | | | | |
| State Government / Governor | | | | | | | | | | | | | | | | | | |
| Shareholding by Companies or Bodies Corporate where Central / State Government is a promoter | | | | | | | NIL | | | | | | | | | | | |
| Sub-total (B)(3) | NIL | NIL | NIL | NIL | NIL | NIL | NA | NA | NA | NA | NIL | NIL | NIL | NIL | NIL | NIL | NIL | NIL |
| (4) Non-Institution | | | | | | | | | | | | | | | | | | |
| (a) Associate companies / Subsidiaries | | | | | | | | | | | | | | | | | | |



| Category and Name of Shareholders (I) | Nos of Shareholders (II) | No. of fully paid up equity shares held (III) | No. Of Partly paid-up equity shares held (IV) | No of Shares underlying Depository Receipts (V) | Total nos. shares held (VI) = (III)+(IV)+(V) | Shareholding as a % of total no. of shares (calculated as per SCRR, 1957) (VII) As a % of (A+B+C2) | Number of Voting Rights held in each class of securities (VIII) | | | No. Of Shares Underlying Outstanding convertible securities (IX) | Shareholding as a % assuming full conversion of convertible securities (as a percentage of diluted share capital (X) = (VI)+(IX) As a % of (A+B+C2) | No of locked in shares (XI) | | No of Shares pledged or otherwise encumbered (XII) | | No of shares held in dematerialized form (XIII) | |
|---|--------------------------|---|---|---|--|--|---|-------------|-------|--|---|------------------------------------|--------|--|--------|---|---------------------------------|
| | | | | | | | No of Voting Rights | | | | | Total as a % of Total Voting Right | No (a) | As a % of total shares held (b) | No (a) | | As a % of total shares held (b) |
| | | | | | | | Class eg: X | Class eg: y | Total | | | | | | | | |
| (b) Directors and their relatives (excluding independent directors and nominee directors) | | | | | | | | | | | | | | | | | |
| (c) Key Managerial Personnel | | | | | | | | | | | | | | | | | |
| (d) Relatives of promoters (other than 'immediate relatives' of promoters disclosed under 'Promoter and Promoter Group' category) | | | | | | | NIL | | | | | | | | | | |



| Category and Name of Shareholders (I) | Nos of Shareholders (II) | No. of fully paid up equity shares held (III) | No. Of Partly paid-up equity shares held (IV) | No of Shares underlying Depository Receipts (V) | Total nos. shares held (VI) = (III)+(IV)+(V) | Shareholding as a % of total no. of shares (calculated as per SCRR, 1957) (VII) As a % of (A+B+C2) | Number of Voting Rights held in each class of securities (VIII) | | | No. Of Shares Underlying Outstanding convertible securities (IX) | Shareholding as a % assuming full conversion of convertible securities (as a percentage of diluted share capital (X) = (VI)+(IX) As a % of (A+B+C2) | No of locked in shares (XI) | | No of Shares pledged or otherwise encumbered (XII) | | No of shares held in dematerialized form (XIII) | |
|---|--------------------------|---|---|---|--|---|---|-------------|-------|--|---|------------------------------------|--------|--|--------|---|---------------------------------|
| | | | | | | | No of Voting Rights | | | | | Total as a % of Total Voting Right | No (a) | As a % of total shares held (b) | No (a) | | As a % of total shares held (b) |
| | | | | | | | Class eg: X | Class eg: Y | Total | | | | | | | | |
| (e) Trusts where any person belonging to 'Promoter and Promoter Group' category is 'trustee', 'beneficiary', or 'author of the trust' | | | | | | | | | | | | | | | | | |
| (f) Investor Education and Protection Fund (IEPF) | | | | | | | | | | | | | | | | | |
| (g) Resident Individuals holding nominal share capital up to Rs. 2 lakhs | | | | | | | | | | | | | | | | | |
| (h) Resident Individuals holding nominal share capital in excess of Rs. 2 lakhs | | | | | | | | | | | | | | | | | |

NIL



| Category and Name of Shareholders (I) | Nos of Shareholders (II) | No. of fully paid up equity shares held (III) | No. Of Partly paid-up equity shares held (IV) | No of Shares underlying Depository Receipts (V) | Total nos. shares held (VI) = (III)+(IV)+(V) | Shareholding as a % of total no. of shares (calculated as per SCRR, 1957) (VII) As a % of (A+B+C2) | Number of Voting Rights held in each class of securities (VIII) | | | No. Of Shares Underlying Outstanding convertible securities (IX) | Shareholding as a % assuming full conversion of convertible securities (as a percentage of diluted share capital (X) = (VI)+(IX) As a % of (A+B+C2) | No of locked in shares (XI) | | No of Shares pledged or otherwise encumbered (XII) | | No of shares held in dematerialized form (XIII) | | | |
|---|--------------------------|---|---|---|--|--|---|-------------|-------|--|---|------------------------------------|--------|--|--------|---|---------------------------------|-----|-----|
| | | | | | | | No of Voting Rights | | | | | Total as a % of Total Voting Right | No (a) | As a % of total shares held (b) | No (a) | | As a % of total shares held (b) | | |
| | | | | | | | Class eg: X | Class eg: y | Total | | | | | | | | | | |
| (i) Non Resident Indians (NRIs) | | | | | | | | | | | | | | | | | | | |
| (j) Foreign Nationals | | | | | | | | | | | | | | | | | | | |
| (k) Foreign Companies | | | | | | | | | | | | | | | | | | | |
| (l) Bodies Corporate | | | | | | | | | | | | | | | | | | | |
| Sub-total (B)(4) | NIL | NIL | NIL | NIL | NIL | NIL | NA | NA | NA | NA | NIL | NIL | NIL | NIL | NIL | NIL | NIL | NIL | NIL |
| Total Public Shareholding (B)=(B)(1)+(B)(2)+(B)(3)+B(4) | NIL | NIL | NIL | NIL | NIL | NIL | NA | NA | NA | NA | NIL | NIL | NIL | NIL | NIL | NIL | NIL | NIL | NIL |





Table IV - Statement showing shareholding pattern of the Non Promoter Non Public Shareholder

| Category and Name of Shareholders (I) | Nos of Shareholders (II) | No. of fully paid up equity shares held (III) | No. Of Partly paid-up equity shares held (IV) | No of Shares underlying Depository Receipts (V) | Total nos. shares held (VI) = (III)+(IV)+(V) | Shareholding as a % of total no. of shares (calculated as per SCRR, 1957) (VII) As a % of (A+B+C2) | Number of Voting Rights held in each class of securities (VIII) | | | | No. Of Shares Underlying Outstanding convertible securities (IX) | Shareholding as a % assuming full conversion of convertible securities (as a percentage of diluted share capital (X) = (VI)+(IX) As a % of (A+B+C2) | No of locked in shares (XI) | | No of Shares pledged or otherwise encumbered (XII) | | No of shares held in dematerialized form (XIII) | |
|---|--------------------------|---|---|---|--|--|---|-------------|-------|------------------------------------|--|---|-----------------------------|---------------------------------|--|---------------------------------|---|-----|
| | | | | | | | No of Voting Rights | | | Total as a % of Total Voting Right | | | No (a) | As a % of total shares held (b) | No (a) | As a % of total shares held (b) | | |
| | | | | | | | Class eg: X | Class eg: y | Total | | | | | | | | | |
| (1) Custodian / DR Holder | | | | | | | | | | | | | | | | | | |
| (2) Employee Benefit Trust (under SEBI (Share based Employee Benefit) Regulations 2014) | | | | | | | | | | | | | | | | | | |
| Total Non Promoter Non Public Shareholding (C) = (C)(1)+(C)(2) | NIL | NIL | NIL | NIL | NIL | NIL | NA | NA | NA | NA | NIL | NIL | NIL | NIL | NIL | NIL | NIL | NIL |



Table V - Statement showing details of significant beneficial owners

| Sr. No. | Details of SBO (I) | | Details of Registered Owner (II) | | Details of holding/ exercise of right of the SBO in the reporting company, whether direct or indirect*: (III) | | | | | Date of creation / acquisition of significant beneficial interest# (IV) |
|--|--------------------|-------------|----------------------------------|-------------|---|---------------|--|---------------------|-----------------------------------|---|
| | Name | Nationality | Name | Nationality | Whether by virtue of: | | | | | |
| | | | | | Shares | Voting Rights | Rights on distributable dividend or any other distribution | Exercise of control | Exercise of significant influence | |
| NIL | | | | | | | | | | |
| Note: * In case the nature of the holding/ exercise of the right of a SBO falls under multiple categories specified under (a) to (e) under Column III, multiple rows for the same SBO shall be inserted accordingly for each of the categories. # This column shall have the details as specified by the listed entity under Form No. BEN-2 as submitted to the Registrar. | | | | | | | | | | |

Table VI - Statement showing Foreign Ownership Limits

| Particulars | Approved Limits (%) | Limits Utilized (%) |
|--|---------------------|---------------------|
| NIL | | |
| Notes: 1) "Approved Limits (%)" means the limit approved by Board of Directors / shareholders of the Listed entity. In case the listed entity has no Board approved limit, provide details of sectoral / statutory cap prescribed by Government / Regulatory Authorities 2) Details of Foreign ownership includes foreign ownership / investments as specified in Rule 2(s) of the Foreign Exchange Management (Non debt Instruments) Rules, 2019, made under the Foreign Exchange Management Act, 1999. | | |



SHAREHOLDING PATTERN AS PER THE FORMAT UNDER REGULATION 31 OF SEBI (LISTING OBLIGATIONS AND DISCLOSURE REQUIREMENTS), 2015

Pre-Scheme Shareholding Pattern of Equity Shares of Bengal & Assam Company Limited (without PAN)

1. **Name of the Company:** Bengal & Assam Company Limited
2. **Scrip Code / Name of Scrip / Class of Security:** Equity Shares
3. **Shareholding Pattern Filed under:** Not Applicable
4. **Shareholding Pattern as on** 31st March 2023
5. **Declaration:** The Listed Entity is required to submit the following declaration to the extent of submission of information:

| | PARTICULARS | YES* | NO* |
|---|--|-------------|------------|
| 1 | Whether the Listed Entity has issued any partly paid up shares? | | No |
| 2 | Whether the Listed Entity has issued any Convertible Securities ? | | No |
| 3 | Whether the Listed Entity has issued any Warrants ? | | No |
| 4 | Whether the Listed Entity has any shares against which depository receipts are issued? | | No |
| 5 | Whether the Listed Entity has any shares in locked-in? | | No |
| 6 | Whether any shares held by promoters are pledge or otherwise encumbered? | | No |
| 7 | Whether company has equity shares with differential voting rights? | | No |
| 8 | Whether the listed entity has any significant beneficial owner? | | Yes |

*If the Listed Entity selects the option 'No' for the questions above, the columns for the partly paid up shares, Outstanding Convertible Securities / Warrants, depository receipts, locked-in shares, No of shares pledged or otherwise encumbered by promoters, as applicable, shall not be displayed at the time of dissemination on the Stock Exchange website. Also wherever there is 'No' declared by Listed Entity in above table the values will be considered as 'Zero' by default on submission of the format of holding of specified securities.



Table I – Summary statement holding of specified securities

| Category (I) | Category of Shareholder (II) | Nos of Shareholders (III) | No. of fully paid up equity shares held (IV) | No. Of Partly paid-up equity shares held (V) | No of Shares underlying Depository Receipts (VI) | Total nos. shares held (VII) = (IV)+(V)+(VI) | Shareholding as a % of total no. of shares (calculated as per SCRR, 1957) (VIII) As a % of (A+B+C2) | Number of Voting Rights held in each class of securities (IX) | | | No. Of Shares Underlying Outstanding convertible securities (X) | Shareholding as a % assuming full conversion of convertible securities (as a percentage of diluted share capital (XI) = (VII)+(X) As a % of (A+B+C2) | No of locked in shares (XII) | | No of Shares pledged or otherwise encumbered (XIII) | | No of shares held in dematerialized form (XIV) |
|--------------|-------------------------------|---------------------------|--|--|--|--|---|---|------------|--------------------|---|--|------------------------------|---------------------------------|---|---------------------------------|--|
| | | | | | | | | No of Voting Rights | | | | | No (a) | As a % of total shares held (b) | No (a) | As a % of total shares held (b) | |
| | | | | | | | | Class eg: X | Class eg:y | Total | | | | | | | |
| (A) | Promoter & Promoter Group | 30 | 82,07,462 | | | 82,07,462 | 72.66 | 82,07,462 | NA | 82,07,462 | | 72.66 | | | | | 82,07,462 |
| (B) | Public | 21,405 | 30,88,866 | | | 30,88,866 | 27.34 | 30,88,866 | NA | 30,88,866 | | 27.34 | | | | | 28,90,376 |
| (C) | Non Promoter-Non Public | | | | | | | | | | | | | | | | |
| (C1) | Shares underlying DR | | | | | | | | | | | | | | | | |
| (C2) | Shares held by Employee Trust | | | | | | | | | | | | | | | | |
| | Total | 21,435 | 1,12,96,328 | NIL | NIL | 1,12,96,328 | 100 | 1,12,96,328 | NA | 1,12,96,328 | NIL | 100 | NIL | NIL | NIL | NIL | 1,10,97,838 |



Table II - Statement showing shareholding pattern of the Promoter and Promoter Group

| Category and Name of Shareholders (I) | Nos of Shareholders (II) | No. of fully paid up equity shares held (III) | No. Of Partly paid-up equity shares held (IV) | No of Shares underlying Depository Receipts (V) | Total nos. shares held (VI) = (III)+(IV)+(V) | Shareholding as a % of total no. of shares (calculated as per SCRR, 1957) (VII) As a % of (A+B+C2) | Number of Voting Rights held in each class of securities (VIII) | | | No. Of Shares Underlying Outstanding convertible securities (IX) | Shareholding as a % assuming full conversion of convertible securities (as a percentage of diluted share capital (X) = (VI)+(IX) As a % of (A+B+C2) | No of locked in shares (XI) | | No of Shares pledged or otherwise encumbered (XII) | | No of shares held in dematerialized form (XIII) | |
|--|--------------------------|---|---|---|--|---|---|-------------|-----------|--|---|------------------------------------|--------|--|--------|---|---------------------------------|
| | | | | | | | No of Voting Rights | | | | | Total as a % of Total Voting Right | No (a) | As a % of total shares held (b) | No (a) | | As a % of total shares held (b) |
| | | | | | | | Class eg: X | Class eg: y | Total | | | | | | | | |
| 1) Indian | | | | | | | | | | | | | | | | | |
| a) Individuals/Hindu undivided Family | 18 | 49,93,852 | | | 49,93,852 | 44.21 | 49,93,852 | | 49,93,852 | 44.21 | | | | | | 49,93,852 | |
| Late Hari Shankar Singhania | | 0 | | | 0 | 0.00 | 0 | | 0 | 0.00 | | | | | | 0 | |
| Bharat Hari Singhania | | 9,21,371 | | | 9,21,371 | 8.16 | 9,21,371 | | 9,21,371 | 8.16 | | | | | | 9,21,371 | |
| Raghupati Singhania | | 16,16,910 | | | 16,16,910 | 14.31 | 16,16,910 | | 16,16,910 | 14.31 | | | | | | 16,16,910 | |
| Vinita Singhania | | 1,42,772 | | | 1,42,772 | 1.26 | 1,42,772 | | 1,42,772 | 1.26 | | | | | | 1,42,772 | |
| Harsh Pati Singhania | | 69,195 | | | 69,195 | 0.61 | 69,195 | | 69,195 | 0.61 | | | | | | 69,195 | |
| Vikrampati Singhania | | 59,102 | | | 59,102 | 0.52 | 59,102 | | 59,102 | 0.52 | | | | | | 59,102 | |
| Anshuman Singhania | | 34,566 | | | 34,566 | 0.31 | 34,566 | | 34,566 | 0.31 | | | | | | 34,566 | |
| Shrivats Singhania | | 33,313 | | | 33,313 | 0.29 | 33,313 | | 33,313 | 0.29 | | | | | | 33,313 | |
| Sharda Singhania | | 25,258 | | | 25,258 | 0.22 | 25,258 | | 25,258 | 0.22 | | | | | | 25,258 | |
| Sunanda Singhania | | 19,455 | | | 19,455 | 0.17 | 19,455 | | 19,455 | 0.17 | | | | | | 19,455 | |
| Mamta Singhania | | 428 | | | 428 | 0.00 | 428 | | 428 | 0.00 | | | | | | 428 | |
| Swati Singhania | | 428 | | | 428 | 0.00 | 428 | | 428 | 0.00 | | | | | | 428 | |
| Anshuman Singhania (Karta of Shripati Singhania HUF) | | 14,31,332 | | | 14,31,332 | 12.67 | 14,31,332 | | 14,31,332 | 12.67 | | | | | | 14,31,332 | |



| Category and Name of Shareholders (I) | Nos of Shareholders (II) | No. of fully paid up equity shares held (III) | No. Of Partly paid-up equity shares held (IV) | No of Shares underlying Depository Receipts (V) | Total nos. shares held (VI) = (III)+(IV)+(V) | Shareholding as a % of total no. of shares (calculated as per SCRR, 1957) (VII) As a % of (A+B+C2) | Number of Voting Rights held in each class of securities (VIII) | | | No. Of Shares Underlying Outstanding convertible securities (IX) | Shareholding as a % assuming full conversion of convertible securities (as a percentage of diluted share capital (X) = (VI)+(IX) As a % of (A+B+C2) | No of locked in shares (XI) | | No of Shares pledged or otherwise encumbered (XII) | | No of shares held in dematerialized form (XIII) | |
|--|--------------------------|---|---|---|--|--|---|-------------|-----------|--|---|------------------------------------|--------|--|--------|---|---------------------------------|
| | | | | | | | No of Voting Rights | | | | | Total as a % of Total Voting Right | No (a) | As a % of total shares held (b) | No (a) | | As a % of total shares held (b) |
| | | | | | | | Class eg: X | Class eg: Y | Total | | | | | | | | |
| Harsh Pati Singhania (Karta of Harsh Pati Singhania HUF) | | 2,87,774 | | | 2,87,774 | 2.55 | 2,87,774 | | 2,87,774 | 2.55 | | | | | | 2,87,774 | |
| Raghupati Singhania (Karta of Raghupati Singhania HUF) | | 30,758 | | | 30,758 | 0.27 | 30,758 | | 30,758 | 0.27 | | | | | | 30,758 | |
| Vikrampati Singhania (karta of Vikrampati Singhania HUF) | | 2,99,815 | | | 2,99,815 | 2.65 | 2,99,815 | | 2,99,815 | 2.65 | | | | | | 2,99,815 | |
| Chaitanya Hari Singhania | | 7,125 | | | 7,125 | 0.06 | 7,125 | | 7,125 | 0.06 | | | | | | 7,125 | |
| Pranav Hari Singhania | | 7,125 | | | 7,125 | 0.06 | 7,125 | | 7,125 | 0.06 | | | | | | 7,125 | |
| Shridhar Hari Singhania | | 7,125 | | | 7,125 | 0.06 | 7,125 | | 7,125 | 0.06 | | | | | | 7,125 | |
| b) Central Government/ State Government(s) | | | | | | | | | | | | | | | | | |
| c) Financial Institutions/ Banks | | | | | | | | | | | | | | | | | |
| d) Any Other (specify) | 12 | 32,60,061 | | | 32,60,061 | 28.59 | 32,60,061 | | 32,60,061 | 28.59 | | | | | | 32,60,061 | |
| Hari Shankar Singhania Holdings Pvt Ltd | | 26,55,018 | | | 26,55,018 | 23.50 | 26,55,018 | | 26,55,018 | 23.50 | | | | | | 26,55,018 | |



| Category and Name of Shareholders (I) | Nos of Shareholders (II) | No. of fully paid up equity shares held (III) | No. Of Partly paid-up equity shares held (IV) | No of Shares underlying Depository Receipts (V) | Total nos. shares held (VI) = (III)+(IV)+(V) | Shareholding as a % of total no. of shares (calculated as per SCRR, 1957) (VII) As a % of (A+B+C2) | Number of Voting Rights held in each class of securities (VIII) | | | | No. Of Shares Underlying Outstanding convertible securities (IX) | Shareholding as a % assuming full conversion of convertible securities (as a percentage of diluted share capital (X) = (VI)+(IX) As a % of (A+B+C2) | No of locked in shares (XI) | | No of Shares pledged or otherwise encumbered (XII) | | No of shares held in dematerialized form (XIII) | |
|---|--------------------------|---|---|---|--|--|---|-------------|-----------|------------------------------------|--|---|-----------------------------|---------------------------------|--|---------------------------------|---|-----------|
| | | | | | | | No of Voting Rights | | | Total as a % of Total Voting Right | | | No (a) | As a % of total shares held (b) | No (a) | As a % of total shares held (b) | | |
| | | | | | | | Class eg: X | Class eg: y | Total | | | | | | | | | |
| Accurate Finman Services Limited | | 74,664 | | | 74,664 | 0.66 | 74,664 | | 74,664 | 0.66 | | 0.66 | | | | | 74,664 | |
| Sidhivinayak Trading and Investment Limited | | 96,362 | | | 96,362 | 0.85 | 96,362 | | 96,362 | 0.85 | | 0.85 | | | | | | 96,362 |
| Nav bharat Vanijya Limited | | 1,55,487 | | | 1,55,487 | 1.38 | 1,55,487 | | 1,55,487 | 1.38 | | 1.38 | | | | | | 1,55,487 |
| Pranav Investment (M.P.) Company Ltd. | | 16,008 | | | 16,008 | 0.14 | 16,008 | | 16,008 | 0.14 | | 0.14 | | | | | | 16,008 |
| J.K. Credit & Finance Limited | | 2,02,705 | | | 2,02,705 | 1.79 | 2,02,705 | | 2,02,705 | 1.79 | | 1.79 | | | | | | 2,02,705 |
| JK Tyre & Industries Ltd. | | 11,641 | | | 11,641 | 0.10 | 11,641 | | 11,641 | 0.10 | | 0.10 | | | | | | 11,641 |
| Param Shubham Vanijya Ltd. | | 1,422 | | | 1,422 | 0.01 | 1,422 | | 1,422 | 0.01 | | 0.01 | | | | | | 1,422 |
| Sago Trading Ltd. | | 3 | | | 3 | 0.00 | 3 | | 3 | 0.00 | | 0.00 | | | | | | 3 |
| Bharat Hari Singhania Family Trust | | 100 | | | 100 | 0.00 | 100 | | 100 | 0.00 | | 0.00 | | | | | | 100 |
| Raghupati Singhania Family Trust | | 100 | | | 100 | 0.00 | 100 | | 100 | 0.00 | | 0.00 | | | | | | 100 |
| Vinita Singhania Family Trust | | 100 | | | 100 | 0.00 | 100 | | 100 | 0.00 | | 0.00 | | | | | | 100 |
| Sub-Total (A)(1) | 30 | 82,07,462 | NIL | NIL | 82,07,462 | 72.66 | NA | NA | 82,07,462 | 72.66 | NIL | 72.66 | NIL | NIL | NIL | NIL | | 82,07,462 |
| 2) Foreign | | | | | | | | | | | | | | | | | | |



| Category and Name of Shareholders (I) | Nos of Shareholders (II) | No. of fully paid up equity shares held (III) | No. Of Partly paid-up equity shares held (IV) | No of Shares underlying Depository Receipts (V) | Total nos. shares held (VI) = (III)+(IV)+(V) | Shareholding as a % of total no. of shares (calculated as per SCRR, 1957) (VII) As a % of (A+B+C2) | Number of Voting Rights held in each class of securities (VIII) | | | No. Of Shares Underlying Outstanding convertible securities (IX) | Shareholding as a % assuming full conversion of convertible securities (as a percentage of diluted share capital (X) = (VI)+(IX) As a % of (A+B+C2) | No of locked in shares (XI) | | No of Shares pledged or otherwise encumbered (XII) | | No of shares held in dematerialized form (XIII) | |
|---|--------------------------|---|---|---|--|--|---|-------------|-----------|--|---|------------------------------------|--------|--|--------|---|---------------------------------|
| | | | | | | | No of Voting Rights | | | | | Total as a % of Total Voting Right | No (a) | As a % of total shares held (b) | No (a) | | As a % of total shares held (b) |
| | | | | | | | Class eg: X | Class eg: y | Total | | | | | | | | |
| a) Individuals (NonResident Individuals/ Foreign Individuals) | | | | | | | | | | | | | | | | | |
| b) Government | | | | | | | | | | | | | | | | | |
| c) Institutions | | | | | | | | | | | | | | | | | |
| d) Foreign Portfolio Investor | | | | | | | | | | | | | | | | | |
| e) Any Other (specify) | | | | | | | | | | | | | | | | | |
| Sub-Total (A)(2) | NIL | NIL | NIL | NIL | NIL | NA | NA | NA | NA | NIL | NIL | NIL | NIL | NIL | NIL | NIL | NIL |
| Total Shareholding of Promoter and Promoter Group (A)=(A)(1)+(A)(2) | 30 | 82,07,462 | NIL | NIL | 82,07,462 | 72.66 | NA | NA | 82,07,462 | 72.66 | NIL | 72.66 | NIL | NIL | | | 82,07,462 |



Table III - Statement showing shareholding pattern of the Public Shareholder

| Category and Name of Shareholders (I) | Nos of Shareholders (II) | No. of fully paid up equity shares held (III) | No. Of Partly paid-up equity shares held (IV) | No of Shares underlying Depository Receipts (V) | Total nos. shares held (VI) = (III)+(IV)+(V) | Shareholding as a % of total no. of shares (calculated as per SCRR, 1957) (VII) As a % of (A+B+C2) | Number of Voting Rights held in each class of securities (VIII) | | | | No. Of Shares Underlying Outstanding convertible securities (IX) | Shareholding as a % assuming full conversion of convertible securities (as a percentage of diluted share capital (X) = (VI)+(IX) As a % of (A+B+C2) | No of locked in shares (XI) | | No of Shares pledged or otherwise encumbered (XII) | | No of shares held in dematerialized form (XIII) |
|---------------------------------------|--------------------------|---|---|---|--|--|---|-------------|-------|------------------------------------|--|---|-----------------------------|---------------------------------|--|---------------------------------|---|
| | | | | | | | No of Voting Rights | | | Total as a % of Total Voting Right | | | No (a) | As a % of total shares held (b) | No (a) | As a % of total shares held (b) | |
| | | | | | | | Class eg: X | Class eg: Y | Total | | | | | | | | |
| 1) Institutions (Domestic) | | | | | | | | | | | | | | | | | |
| a) Mutual Funds | 9 | 364 | | | 364 | 0.00 | 364 | | 364 | 0.00 | | | | | | | 340 |
| b) Ventures Capital Funds | | | | | | | | | | | | | | | | | |
| c) Alternate Investment Funds | | | | | | | | | | | | | | | | | |
| d) Financial Institutions / Banks | 15 | 653 | | | 653 | 0.01 | 653 | | 653 | 0.01 | | | | | | | 266 |
| e) Insurance Companies | 3 | 5,966 | | | 5,966 | 0.05 | 5,966 | | 5,966 | 0.05 | | | | | | | 5,840 |
| f) Provident Funds / Pension Funds | | | | | | | | | | | | | | | | | |
| g) Asset Reconstruction Company | | | | | | | | | | | | | | | | | |
| h) Sovereign Wealth Funds | | | | | | | | | | | | | | | | | |
| i) NBFCs registered with RBI | | | | | | | | | | | | | | | | | |
| j) Other Financial Institutions | 2 | 116 | | | 116 | 0.00 | 116 | | 116 | 0.00 | | | | | | | 23 |
| k) Any other (specify) | | | | | | | | | | | | | | | | | |
| Sub-total (B)(1) | 29 | 7,099 | NIL | NIL | 7,099 | 0.06 | 7,099 | NA | 7,099 | 0.06 | NIL | 0.06 | NIL | NIL | NIL | NIL | 6,469 |
| 2) Institutions (Foreign) | | | | | | | | | | | | | | | | | |



| Category and Name of Shareholders (I) | Nos of Shareholders (II) | No. of fully paid up equity shares held (III) | No. Of Partly paid-up equity shares held (IV) | No of Shares underlying Depository Receipts (V) | Total nos. shares held (VI) = (III)+(IV)+(V) | Shareholding as a % of total no. of shares (calculated as per SCRR, 1957) (VII) As a % of (A+B+C2) | Number of Voting Rights held in each class of securities (VIII) | | | No. Of Shares Underlying Outstanding convertible securities (IX) | Shareholding as a % assuming full conversion of convertible securities (as a percentage of diluted share capital (X) = (VI)+(IX) As a % of (A+B+C2) | No of locked in shares (XI) | | No of Shares pledged or otherwise encumbered (XII) | | No of shares held in dematerialized form (XIII) | |
|---|--------------------------|---|---|---|--|--|---|-------------|----------|--|---|------------------------------------|--------|--|--------|---|---------------------------------|
| | | | | | | | No of Voting Rights | | | | | Total as a % of Total Voting Right | No (a) | As a % of total shares held (b) | No (a) | | As a % of total shares held (b) |
| | | | | | | | Class eg: X | Class eg: Y | Total | | | | | | | | |
| a) Foreign Direct Investment | | | | | | | | | | | | | | | | | |
| b) Foreign Venture Capital Investors | | | | | | | | | | | | | | | | | |
| c) Sovereign Wealth Funds | | | | | | | | | | | | | | | | | |
| d) Foreign Portfolio Investors Category I | 10 | 4,40,005 | | | 4,40,005 | 3.90 | 4,40,005 | 4,40,005 | 3.90 | 3.90 | | | | | | | 4,40,005 |
| Cassini Partners, L.P. Managed By Habrok Capital Management LLP | | 2,34,425 | | | 2,34,425 | 2.08 | 2,34,425 | 2,34,425 | 2.08 | 2.08 | | | | | | | 2,34,425 |
| Habrok India Master L.P | | 1,42,000 | | | 1,42,000 | 1.26 | 1,42,000 | 1,42,000 | 1.26 | 1.26 | | | | | | | 1,42,000 |
| e) Foreign Portfolio Investors Category II | | | | | | | | | | | | | | | | | |
| f) Overseas Depositories (holding DRs) (balancing figure) | | | | | | | | | | | | | | | | | |
| g) Any Other (specify) | | | | | | | | | | | | | | | | | |
| Sub-total (B)(2) | 10 | 4,40,005 | NIL | NIL | 4,40,005 | 3.90 | 4,40,005 | NA | 4,40,005 | 3.90 | NIL | 3.90 | NIL | NIL | NIL | NIL | 4,40,005 |



| Category and Name of Shareholders (I) | Nos of Shareholders (II) | No. of fully paid up equity shares held (III) | No. Of Partly paid-up equity shares held (IV) | No of Shares underlying Depository Receipts (V) | Total nos. shares held (VI) = (III)+(IV)+(V) | Shareholding as a % of total no. of shares (calculated as per SCRR, 1957) (VII) As a % of (A+B+C2) | Number of Voting Rights held in each class of securities (VIII) | | | No. Of Shares Underlying Outstanding convertible securities (IX) | Shareholding as a % assuming full conversion of convertible securities (as a percentage of diluted share capital (X) = (VI)+(IX) As a % of (A+B+C2) | No of locked in shares (XI) | | No of Shares pledged or otherwise encumbered (XII) | | No of shares held in dematerialized form (XIII) | |
|--|--------------------------|---|---|---|--|--|---|------------|------------------------------------|--|---|-----------------------------|---------------------------------|--|---------------------------------|---|-----------|
| | | | | | | | No of Voting Rights | | Total as a % of Total Voting Right | | | No (a) | As a % of total shares held (b) | No (a) | As a % of total shares held (b) | | |
| | | | | | | | Class eg: X | Class eg:y | | | | | | | | | Total |
| (3) Central Government / State Government (s) | | | | | | | | | | | | | | | | | |
| Central Government / President of India | 1 | 11 | | | 11 | 0.00 | 11 | 11 | 0.00 | | 0.00 | | | | | | 11 |
| State Government / Governor | | | | | | | | | | | | | | | | | |
| Shareholding by Companies or Bodies Corporate where Central / State Government is a promoter | | | | | | | | | | | | | | | | | |
| Sub-total (B)(3) | 1 | 11 | NIL | NIL | 11 | 0.00 | 11 | NA | 11 | NA | NIL | 0.00 | NIL | NIL | NIL | NIL | 11 |
| (4) Non-Institution | | | | | | | | | | | | | | | | | |
| a) Associate companies / Subsidiaries | | | | | | | | | | | | | | | | | |
| b) Directors and their relatives (excluding independent directors and nominee directors) | 2 | 24 | | | 24 | 0.00 | 24 | 24 | 0.00 | | 0.00 | | | | | | 24 |



| Category and Name of Shareholders (I) | Nos of Shareholders (II) | No. of fully paid up equity shares held (III) | No. Of Partly paid-up equity shares held (IV) | No of Shares underlying Depository Receipts (V) | Total nos. shares held (VI) = (III)+(IV)+(V) | Shareholding as a % of total no. of shares (calculated as per SCRR, 1957) (VII) As a % of (A+B+C2) | Number of Voting Rights held in each class of securities (VIII) | | | | No. Of Shares Underlying Outstanding convertible securities (IX) | Shareholding as a % assuming full conversion of convertible securities (as a percentage of diluted share capital (X) = (VI)+(IX) As a % of (A+B+C2) | No of locked in shares (XI) | | No of Shares pledged or otherwise encumbered (XII) | | No of shares held in dematerialized form (XIII) |
|---------------------------------------|---|---|---|---|--|--|---|-------------|--------|------------------------------------|--|---|-----------------------------|---------------------------------|--|---------------------------------|---|
| | | | | | | | No of Voting Rights | | | Total as a % of Total Voting Right | | | No (a) | As a % of total shares held (b) | No (a) | As a % of total shares held (b) | |
| | | | | | | | Class eg: X | Class eg: Y | Total | | | | | | | | |
| c) | Key Managerial Personnel | | | | | | | | | | | | | | | | |
| d) | Relatives of promoters (other than 'immediate relatives' of promoters disclosed under 'Promoter and Promoter Group' category) | | | | | | | | | | | | | | | | |
| e) | Trusts where any person belonging to 'Promoter and Promoter Group' category is 'trustee', 'beneficiary', or 'author of the trust' | | | | | | | | | | | | | | | | |
| f) | Investor Education and Protection Fund (IEPF) | 1 | 51,754 | | 51,754 | 0.46 | 51,754 | | 51,754 | 0.46 | | 0.46 | | | | | 51,754 |



| Category and Name of Shareholders (I) | Nos of Shareholders (II) | No. of fully paid up equity shares held (III) | No. Of Partly paid-up equity shares held (IV) | No of Shares underlying Depository Receipts (V) | Total nos. shares held (VI) = (III)+(IV)+(V) | Shareholding as a % of total no. of shares (calculated as per SCRR, 1957) (VII) As a % of (A+B+C2) | Number of Voting Rights held in each class of securities (VIII) | | | No. Of Shares Underlying Outstanding convertible securities (IX) | Shareholding as a % assuming full conversion of convertible securities (as a percentage of diluted share capital (X) = (VI)+(IX) As a % of (A+B+C2) | No of locked in shares (XI) | | No of Shares pledged or otherwise encumbered (XII) | | No of shares held in dematerialized form (XIII) | |
|--|--------------------------|---|---|---|--|--|---|-------------|----------|--|---|------------------------------------|--------|--|--------|---|---------------------------------|
| | | | | | | | No of Voting Rights | | | | | Total as a % of Total Voting Right | No (a) | As a % of total shares held (b) | No (a) | | As a % of total shares held (b) |
| | | | | | | | Class eg: X | Class eg: y | Total | | | | | | | | |
| g) Resident Individuals holding nominal share capital up to Rs. 2 lakhs | 20,820 | 8,74,719 | | | 8,74,719 | 7.74 | 8,74,719 | | 8,74,719 | 7.74 | | | | | | 8,33,311 | |
| h) Resident Individuals holding nominal share capital in excess of Rs. 2 lakhs | 7 | 3,92,191 | | | 3,92,191 | 3.47 | 3,92,191 | | 3,92,191 | 3.47 | | | | | | 3,92,191 | |
| | | 1,41,004 | | | 1,41,004 | 1.25 | 1,41,004 | | 1,41,004 | 1.25 | | | | | | 1,41,004 | |
| i) Non Resident Indians (NRIs) | 265 | 81,364 | | | 81,364 | 0.72 | 81,364 | | 81,364 | 0.72 | | | | | | 81,322 | |
| i) Foreign Nationals | | | | | | | | | | | | | | | | | |
| k) Foreign Companies | | | | | | | | | | | | | | | | | |
| l) Bodies Corporate | 259 | 5,76,507 | | | 5,76,507 | 5.10 | 5,76,507 | | 5,76,507 | 5.10 | | | | | | 5,75,903 | |
| m) Any Other (specify) | 11 | 6,65,192 | | | 6,65,192 | 5.89 | 6,65,192 | | 6,65,192 | 5.89 | | | | | | 5,09,386 | |
| Overseas Corporate Bodies | 2 | 4,79,085 | | | 4,79,085 | 4.24 | 4,79,085 | | 4,79,085 | 4.24 | | | | | | 3,23,343 | |
| Edgefield Securities Limited | | 3,23,343 | | | 3,23,343 | 2.86 | 3,23,343 | | 3,23,343 | 2.86 | | | | | | 3,23,343 | |



| Category and Name of Shareholders (I) | Nos of Shareholders (II) | No. of fully paid up equity shares held (III) | No. Of Partly paid-up equity shares held (IV) | No of Shares underlying Depository Receipts (V) | Total nos. shares held (VI) = (III)+(IV)+(V) | Shareholding as a % of total no. of shares (calculated as per SCRR, 1957) (VII) As a % of (A+B+C2) | Number of Voting Rights held in each class of securities (VIII) | | | | No. Of Shares Underlying Outstanding convertible securities (IX) | Shareholding as a % assuming full conversion of convertible securities (as a percentage of diluted share capital (X) = (VI)+(IX) As a % of (A+B+C2) | No of locked in shares (XI) | | No of Shares pledged or otherwise encumbered (XII) | | No of shares held in dematerialized form (XIII) |
|---|--------------------------|---|---|---|--|--|---|-------------|-----------|------------------------------------|--|---|-----------------------------|---------------------------------|--|---------------------------------|---|
| | | | | | | | No of Voting Rights | | | Total as a % of Total Voting Right | | | No (a) | As a % of total shares held (b) | No (a) | As a % of total shares held (b) | |
| | | | | | | | Class eg: X | Class eg: y | Total | | | | | | | | |
| Henry F. Cockill & Sons Ltd. | | 1,55,742 | | | 1,55,742 | 1.38 | 1,55,742 | | 1,55,742 | 1.38 | | | | | | | 0 |
| Ashok Kumar Kinra as Trustee of J.K. Fenner India Limited | | 1,80,589 | | | 1,80,589 | 1.60 | 1,80,589 | | 1,80,589 | 1.60 | | | | | | | 1,80,589 |
| Trusts | 3 | 1,80,597 | | | 1,80,597 | 1.60 | 1,80,597 | | 1,80,597 | 1.60 | | | | | | | 1,80,589 |
| Custodian/Custodian of Enemy Property of India | 5 | 79 | | | 79 | 0.00 | 79 | | 79 | 0.00 | | | | | | | 23 |
| Unclaimed or Suspense or Escrow Account | | 5,431 | | | 5,431 | 0.05 | 5,431 | | 5,431 | 0.05 | | | | | | | 5,431 |
| Sub-total (B)(4) | 21,365 | 26,41,751 | NIL | NIL | 26,41,751 | 23.39 | 26,41,751 | NA | 26,41,751 | 23.39 | NIL | 23.39 | NIL | NIL | NIL | NIL | 24,43,891 |
| Total Public Shareholding (B)=(B)(1)+(B)(2)+(B)(3)+B(4) | 21,405 | 30,88,866 | NIL | NIL | 30,88,866 | 29.07 | 30,88,866 | NA | 30,88,866 | NA | NIL | NIL | NIL | NIL | NIL | NIL | 28,90,376 |



Table IV - Statement showing shareholding pattern of the Non Promoter Non Public Shareholder

| | Category and Name of Shareholders (I) | Nos of Shareholders (II) | No. of fully paid up equity shares held (III) | No. Of Partly paid-up equity shares held (IV) | No of Shares underlying Depository Receipts (V) | Total nos. shares held (VI) = (III)+(IV)+(V) | Shareholding as a % of total no. of shares (calculated as per SCRR, 1957) (VII) As a % of (A+B+C2) | Number of Voting Rights held in each class of securities (VIII) | | | | No. Of Shares Underlying Outstanding convertible securities (IX) | Shareholding as a % assuming full conversion of convertible securities (as a percentage of diluted share capital (X) = (VI)+(IX) As a % of (A+B+C2) | No of locked in shares (XI) | | No of Shares pledged or otherwise encumbered (XII) | | No of shares held in dematerialized form (XIII) |
|-----|---|--------------------------|---|---|---|--|--|---|------------|-------|------------------------------------|--|---|-----------------------------|---------------------------------|--|---------------------------------|---|
| | | | | | | | | No of Voting Rights | | | Total as a % of Total Voting Right | | | No (a) | As a % of total shares held (b) | No (a) | As a % of total shares held (b) | |
| | | | | | | | | Class eg: X | Class eg:y | Total | | | | | | | | |
| (1) | Custodian / DR Holder | | | | | | | | | | | | | | | | | |
| (2) | Employee Benefit Trust (under SEBI (Share based Employee Benefit) Regulations 2014) | | | | | | | | | | | | | | | | | |
| | Total Non Promoter Non Public Shareholding (C) = (C)(1)+(C)(2) | NIL | NIL | NIL | NIL | NIL | NIL | NA | NA | NA | NA | NIL | NIL | NIL | NIL | NIL | NIL | NIL |

@@ Shri Bakul Jain , independent director and his spouse Smt. Paulomi Jain, hold 22 and 26 shares respectively , aggregating to 48 equity shares including 18 equity shares in Demat form which has been shown in the "individual Shareholders holding nominal share capital upto Rs. 2 Lakh".

** Shri Ashok Kumar kinra, Director and his Spouse Smt. Nirmal Kinra hold 21 and 3 equity share respectively, aggregating to 24 equity shares in Demat form which is included in the Directors and their relatives (excluding independent directors and nominee directors).



Table V - Statement showing details of significant beneficial owners

| Sr. No. | Details of SBO (I) | | Details of Registered Owner (II) | | Details of holding/ exercise of right of the SBO in the reporting company, whether direct or indirect*: (III) | | | | | Date of creation / acquisition of significant beneficial interest# (IV) |
|---------|-----------------------|-------------|----------------------------------|-------------|---|---------------|--|---------------------|-----------------------------------|---|
| | Name | Nationality | Name | Nationality | Whether by virtue of: | | | | | |
| | | | | | Shares | Voting Rights | Rights on distributable dividend or any other distribution | Exercise of control | Exercise of significant influence | |
| 1 | Bharat Hari Singhania | India | Sago Trading Limited | India | 8 | 8 | | No | No | 08/02/2019 |
| 2 | Raghupati Singhania | India | Sago Trading Limited | India | 15 | 15 | | Yes | Yes | 08/02/2019 |
| 3 | Vinita Singhania | India | Sago Trading Limited | India | 1 | 1 | | No | No | 08/02/2019 |
| 4 | Anshuman Singhania | India | Sago Trading Limited | India | 13 | 13 | | Yes | Yes | 08/02/2019 |
| 5 | Shrivats Singhania | India | Sago Trading Limited | India | | | | No | No | 08/02/2019 |
| 6 | Sunanda Singhania | India | Sago Trading Limited | India | | | | No | No | 08/02/2019 |
| 7 | Harsh Pati Singhania | India | Sago Trading Limited | India | 3 | 3 | | No | No | 08/02/2019 |
| 8 | Vikrampati Singhania | India | Sago Trading Limited | India | 3 | 3 | | No | No | 08/02/2019 |
| 9 | Bharat Hari Singhania | India | Param Shubham Vanijya Limited | India | 8 | 8 | | No | No | 08/02/2019 |
| 10 | Raghupati Singhania | India | Param Shubham Vanijya Limited | India | 15 | 15 | | Yes | Yes | 08/02/2019 |
| 11 | Vinita Singhania | India | Param Shubham Vanijya Limited | India | 1 | 1 | | No | No | 08/02/2019 |

Note:

* In case the nature of the holding/ exercise of the right of a SBO falls under multiple categories specified under (a) to (e) under Column III, multiple rows for the same SBO shall be inserted accordingly for each of the categories.

This column shall have the details as specified by the listed entity under Form No. BEN-2 as submitted to the Registrar.



Table VI - Statement showing Foreign Ownership Limits

| Particulars | Approved Limits (%) | Limits Utilized (%) |
|---------------------------------------|---------------------|---------------------|
| As on shareholding date | 100.00 | 8.86 |
| As on the end of previous 1st quarter | 100.00 | 8.84 |
| As on the end of previous 2nd quarter | 100.00 | 8.89 |
| As on the end of previous 3rd quarter | 100.00 | 9.05 |
| As on the end of previous 4th quarter | 100.00 | 8.70 |

Notes:

- 1) "Approved Limits (%)" means the limit approved by Board of Directors / shareholders of the Listed entity. In case the listed entity has no Board approved limit, provide details of sectoral / statutory cap prescribed by Government / Regulatory Authorities
- 2) Details of Foreign ownership includes foreign ownership / investments as specified in Rule 2(s) of the Foreign Exchange Management (Non debt Instruments) Rules, 2019, made under the Foreign Exchange Management Act, 1999.



In Table II- Statement showing shareholding pattern of the Promoter and Promoter Group followed by sub head (A)1 (a)- Individual/Hindu Undivided Family, the followings shall be noted:

(i) At Sl. No. 2, 9,21,371 equity shares held by Bharat Hari Singhania includes 6,53,810 (5.79%) equity shares as Partner of M/s. Yashodhan Enterprises and 584 (0.00%) equity shares as Partner of M/s. Juggilal Kamapat Lakshmiapat.

(ii) At Sl. No. 3, 16,16,910 equity shares held by Raghupati Singhania includes 6,53,809 (5.79%) equity shares as Partner of M/s. Yashodhan Enterprises. and

(iii) At Sl. No. 13, 14,31,332 equity shares held by Anshuman Singhania as Karta of Shripati Singhania HUF includes 6,38,000 (5.65%) equity shares as Partner of M/s. Yashodhan Enterprises.

Annexure-B – Statement showing foreign ownership limits

Under the aforesaid Heading, since there is no Board/Shareholders' approved foreign ownership limits, hence sectoral cap of 100% for NBFC Sector as prescribed by the Government/Regulatory Authorities has been taken.



Details of Eight Significant Beneficial Owners (SBO's) who are exercising their Indirect Interest in Bengal & Assam Company Limited ("the Reporting Company"), through more than one Registered Members/Partnership Firms/HUFs:-

- (i) Bharat Hari Singhania (SBO-1): Bharat Hari Singhania is exercising indirect interest through four Registered Members/Partnership Firms namely:- (i) Sago Trading Limited: No. of shares - 3 (0.00%), (ii) Param Shubham Vanijya Ltd.: No. of shares - 1422 (0.01%), (iii) Yashodhan Enterprises (Partnership Firm): No. of shares - 6,53,810 (5.79%), (iv) Juggilal Kamlapat Lakshmiapat (Partnership Firm): No. of shares - 584 shares (0.00%).
- (ii) Raghupati Singhania (SBO-2): Raghupati Singhania is exercising indirect interest through four Registered Members/Partnership Firms/HUFs namely:- (i) Sago Trading Limited: No. of shares - 3 (0.00%), (ii) Param Shubham Vanijya Ltd.: No. of shares - 1,422 (0.01%), (iii) Raghupati Singhania HUF: No. of shares - 30,758 (0.27%) and (iv) Yashodhan Enterprises (Partnership Firm): No. of shares - 6,53,809 (5.79%).
- (iii) Vinita Singhania (SBO-3): Vinita Singhania is exercising indirect interest through two Registered Members namely, (i) Sago Trading Limited: No. of shares - 3 (0.00%), (ii) Param Shubham Vanijya Ltd.: No. of shares - 1,422 (0.01%).
- (iv) Anshuman Singhania (SBO-4): Anshuman Singhania is exercising indirect interest through three Registered Members namely: - (i) Anshuman Singhania as Karta of Shripati Singhania HUF: No. of shares - 7,93,332 (7.02%), (ii) Yashodhan Enterprises (Partnership Firm): No. of shares - 6,38,000 (5.65%) and (iii) Sago Trading Limited: No. of shares - 3 (0.00%).
- (v) Shrivats Singhania (SBO-5): Shrivats Singhania is exercising indirect interest through one Registered Member namely, Sago Trading Limited: No. of shares - 3 (0.00%).
- (vi) Sunanda Singhania (SBO-6): Sunanda Singhania is exercising indirect interest through one Registered Member namely, Sago Trading Limited: No. of shares - 3 (0.00%).
- (vii) Harsh Pati Singhania (SBO-7): Harsh Pati Singhania is exercising indirect interest through two Registered Members namely, (i) Harsh Pati Singhania HUF: No. of shares - 2,87,774 (2.55%) and (ii) Sago Trading Limited: No. of shares - 3 (0.00%).
- (viii) Vikrampati Singhania (SBO-8): Vikrampati Singhania is exercising indirect interest through two Registered Members namely, (i) Vikrampati Singhania HUF: No. of shares - 2,99,815 (2.65%) and (ii) Sago Trading Limited: No. of shares - 3 (0.00%).



Post-Scheme Shareholding Pattern of Equity Shares of Bengal & Assam Company Limited (without PAN)

1. **Name of the Company:** Bengal & Assam Company Limited
2. **Scrip Code / Name of Scrip / Class of Security:** Equity Shares
3. **Shareholding Pattern Filed under:** Not Applicable
4. Shareholding Pattern as on 31st March 2023
5. **Declaration:** The Listed Entity is required to submit the following declaration to the extent of submission of information:

| | PARTICULARS | YES* | NO* |
|---|--|------|-----|
| 1 | Whether the Listed Entity has issued any partly paid up shares? | | No |
| 2 | Whether the Listed Entity has issued any Convertible Securities ? | | No |
| 3 | Whether the Listed Entity has issued any Warrants ? | | No |
| 4 | Whether the Listed Entity has any shares against which depository receipts are issued? | | No |
| 5 | Whether the Listed Entity has any shares in locked-in? | | No |
| 6 | Whether any shares held by promoters are pledge or otherwise encumbered? | | No |
| 7 | Whether company has equity shares with differential voting rights? | | No |
| 8 | Whether the listed entity has any significant beneficial owner? | | Yes |

*If the Listed Entity selects the option 'No' for the questions above, the columns for the partly paid up shares, Outstanding Convertible Securities / Warrants, depository receipts, locked-in shares, No of shares pledged or otherwise encumbered by promoters, as applicable, shall not be displayed at the time of dissemination on the Stock Exchange website. Also wherever there is 'No' declared by Listed Entity in above table the values will be considered as 'Zero' by default on submission of the format of holding of specified securities.



12

Table I – Summary statement holding of specified securities

| Category (I) | Category of Shareholder (II) | Nos of Shareholders (III) | No. of fully paid up equity shares held (IV) | No. Of Partly paid-up equity shares held (V) | No of Shares underlying Depository Receipts (VI) | Total nos. shares held (VII) = (IV)+(V)+(VI) | Shareholding as a % of total no. of shares (calculated as per SCRR, 1957) (VIII) As a % of (A+B+C2) | Number of Voting Rights held in each class of securities (IX) | | | No. Of Shares Underlying Outstanding convertible securities (X) | Shareholding as a % assuming full conversion of convertible securities (as a percentage of diluted share capital (XI) = (VII)+(X) As a % of (A+B+C2) | No of locked in shares (XII) | | No of Shares pledged or otherwise encumbered (XIII) | | No of shares held in dematerialized form (XIV) |
|--------------|-------------------------------|---------------------------|--|--|--|--|---|---|-------------|--------------------|---|--|------------------------------|---------------------------------|---|---------------------------------|--|
| | | | | | | | | No of Voting Rights | | | | | No (a) | As a % of total shares held (b) | No (a) | As a % of total shares held (b) | |
| | | | | | | | | Class eg: X | Class eg: y | Total | | | | | | | |
| (A) | Promoter & Promoter Group | 30 | 82,53,921 | | | 82,53,921 | 72.38 | 82,53,921 | NA | 82,53,921 | | 72.38 | | | | | 82,53,921 |
| (B) | Public | 37,949 | 31,49,978 | | | 31,49,978 | 27.62 | 31,49,978 | NA | 31,49,978 | | 27.62 | | | | | 29,51,488 |
| (C) | Non Promoter-Non Public | | | | | | | | | | | | | | | | |
| (C1) | Shares underlying DR | | | | | | | | | | | | | | | | |
| (C2) | Shares held by Employee Trust | | | | | | | | | | | | | | | | |
| | Total | 37,979 | 1,14,03,899 | NIL | NIL | 1,14,03,899 | 100 | 1,14,03,899 | NA | 1,14,03,899 | NIL | 100 | NIL | NIL | NIL | NIL | 1,12,05,409 |

m



Table II - Statement showing shareholding pattern of the Promoter and Promoter Group

| Category and Name of Shareholders (I) | Nos of Shareholders (II) | No. of fully paid up equity shares held (III) | No. Of Partly paid-up equity shares held (IV) | No of Shares underlying Depository Receipts (V) | Total nos. shares held (VI) = (III)+(IV)+(V) | Shareholding as a % of total no. of shares (calculated as per SCRR, 1957) (VII) As a % of (A+B+C2) | Number of Voting Rights held in each class of securities (VIII) | | | No. Of Shares Underlying Outstanding convertible securities (IX) | Shareholding as a % assuming full conversion of convertible securities (as a percentage of diluted share capital (X) = (VI)+(IX) As a % of (A+B+C2) | No of locked in shares (XI) | | No of Shares pledged or otherwise encumbered (XII) | | No of shares held in dematerialized form (XIII) |
|---------------------------------------|--------------------------|---|---|---|--|--|---|-------------|-----------|--|---|-----------------------------|--|--|--|---|
| | | | | | | | Class eg: X | Class eg: y | Total | | | | | | | |
| 1) Indian | | | | | | | | | | | | | | | | |
| a) Individuals/Hindu undivided Family | 18 | 49,93,852 | | | 49,93,852 | 44.21 | 49,93,852 | | 49,93,852 | 44.21 | 44.21 | | | | | 49,93,852 |
| Late Hari Shankar Singhania | | 0 | | | 0 | 0.00 | 0 | | 0 | 0.00 | 0.00 | | | | | 0 |
| Bharat Hari Singhania | | 9,21,371 | | | 9,21,371 | 8.08 | 9,21,371 | | 9,21,371 | 8.08 | 8.08 | | | | | 9,21,371 |
| Raghupati Singhania | | 16,16,910 | | | 16,16,910 | 14.18 | 16,16,910 | | 16,16,910 | 14.18 | 14.18 | | | | | 16,16,910 |
| Vinita Singhania | | 1,42,772 | | | 1,42,772 | 1.25 | 1,42,772 | | 1,42,772 | 1.25 | 1.25 | | | | | 1,42,772 |
| Harsh Pati Singhania | | 69,195 | | | 69,195 | 0.61 | 69,195 | | 69,195 | 0.61 | 0.61 | | | | | 69,195 |
| Vikrampati Singhania | | 59,102 | | | 59,102 | 0.52 | 59,102 | | 59,102 | 0.52 | 0.52 | | | | | 59,102 |
| Anshuman Singhania | | 34,566 | | | 34,566 | 0.30 | 34,566 | | 34,566 | 0.30 | 0.30 | | | | | 34,566 |
| Shrivats Singhania | | 33,313 | | | 33,313 | 0.29 | 33,313 | | 33,313 | 0.29 | 0.29 | | | | | 33,313 |
| Sharda Singhania | | 25,258 | | | 25,258 | 0.22 | 25,258 | | 25,258 | 0.22 | 0.22 | | | | | 25,258 |
| Sunanda Singhania | | 19,455 | | | 19,455 | 0.17 | 19,455 | | 19,455 | 0.17 | 0.17 | | | | | 19,455 |
| Mamta Singhania | | 428 | | | 428 | 0.00 | 428 | | 428 | 0.00 | 0.00 | | | | | 428 |
| Swati Singhania | | 428 | | | 428 | 0.00 | 428 | | 428 | 0.00 | 0.00 | | | | | 428 |

20



| Category and Name of Shareholders (I) | Nos of Shareholders (II) | No. of fully paid up equity shares held (III) | No. Of Partly paid-up equity shares held (IV) | No of Shares underlying Depository Receipts (V) | Total nos. shares held (VI) = (III)+(IV)+(V) | Shareholding as a % of total no. of shares (calculated as per SCRR, 1957) (VII) As a % of (A+B+C2) | Number of Voting Rights held in each class of securities (VIII) | | | No. Of Shares Underlying Outstanding convertible securities (IX) | Shareholding as a % assuming full conversion of convertible securities (as a percentage of diluted share capital (X) = (VI)+(IX) As a % of (A+B+C2) | No of locked in shares (XI) | | No of Shares pledged or otherwise encumbered (XII) | | No of shares held in dematerialized form (XIII) |
|--|--------------------------|---|---|---|--|--|---|-------------|-----------|--|---|-----------------------------|--|--|--|---|
| | | | | | | | Class eg: X | Class eg: y | Total | | | | | | | |
| Anshuman Singhania (Karta of Shripati Singhania HUF) | | 14,31,332 | | | 14,31,332 | 12.55 | 14,31,332 | | 14,31,332 | 12.55 | 12.55 | | | | | 14,31,332 |
| Harsh Pati Singhania (Karta of Harsh Pati Singhania HUF) | | 2,87,774 | | | 2,87,774 | 2.52 | 2,87,774 | | 2,87,774 | 2.52 | 2.52 | | | | | 2,87,774 |
| Raghupati Singhania (Karta of Raghupati Singhania HUF) | | 30,758 | | | 30,758 | 0.27 | 30,758 | | 30,758 | 0.27 | 0.27 | | | | | 30,758 |
| Vikrampati Singhania (karta of Vikrampati Singhania HUF) | | 2,99,815 | | | 2,99,815 | 2.63 | 2,99,815 | | 2,99,815 | 2.63 | 2.63 | | | | | 2,99,815 |
| Chaitanya Hari Singhania | | 7,125 | | | 7,125 | 0.06 | 7,125 | | 7,125 | 0.06 | 0.06 | | | | | 7,125 |
| Pranav Hari Singhania | | 7,125 | | | 7,125 | 0.06 | 7,125 | | 7,125 | 0.06 | 0.06 | | | | | 7,125 |
| Shridhar Hari Singhania | | 7,125 | | | 7,125 | 0.06 | 7,125 | | 7,125 | 0.06 | 0.06 | | | | | 7,125 |

m



| Category and Name of Shareholders (I) | Nos of Shareholders (II) | No. of fully paid up equity shares held (III) | No. Of Partly paid-up equity shares held (IV) | No of Shares underlying Depository Receipts (V) | Total nos. shares held (VI) = (III)+(IV)+(V) | Shareholding as a % of total no. of shares (calculated as per SCRR, 1957) (VII) As a % of (A+B+C2) | Number of Voting Rights held in each class of securities (VIII) | | | No. Of Shares Underlying Outstanding convertible securities (IX) | Shareholding as a % assuming full conversion of convertible securities (as a percentage of diluted share capital (X) = (VI)+(IX) As a % of (A+B+C2) | No of locked in shares (XI) | | No of Shares pledged or otherwise encumbered (XII) | | No of shares held in dematerialized form (XIII) |
|---|--------------------------|---|---|---|--|--|---|-------------|-------|--|---|-----------------------------|--|--|--|---|
| | | | | | | | Class eg: X | Class eg: y | Total | | | | | | | |
| b) Central Government/ State Government(s) | | | | | | | | | | | | | | | | |
| c) Financial Institutions/ Banks | | | | | | | | | | | | | | | | |
| d) Any Other (specify) | 12 | 32,60069 | | | 32,60069 | 28.59 | 32,60069 | 32,60069 | 28.59 | | 28.59 | | | | | 32,60069 |
| Hari Shankar Singhania Holdings Pvt Ltd | | 26,55,018 | | | 26,55,018 | 23.28 | 26,55,018 | 26,55,018 | 23.28 | | 23.28 | | | | | 26,55,018 |
| Accurate Finman Services Limited | | 79,014 | | | 79,014 | 0.69 | 79,014 | 79,014 | 0.69 | | 0.69 | | | | | 79,014 |
| Sidhivinayak Trading and Investment Limited | | 1,38,471 | | | 1,38,471 | 1.21 | 1,38,471 | 1,38,471 | 1.21 | | 1.21 | | | | | 1,38,471 |
| Nav bharat Vanijya Limited | | 1,55,487 | | | 1,55,487 | 1.36 | 1,55,487 | 1,55,487 | 1.36 | | 1.36 | | | | | 1,55,487 |
| Pranav Investment (M.P.) Company Ltd. | | 16,008 | | | 16,008 | 0.14 | 16,008 | 16,008 | 0.14 | | 0.14 | | | | | 16,008 |
| J.K. Credit & Finance Limited | | 2,02,705 | | | 2,02,705 | 1.78 | 2,02,705 | 2,02,705 | 1.78 | | 1.78 | | | | | 2,02,705 |
| JK Tyre & Industries Ltd. | | 11,641 | | | 11,641 | 0.10 | 11,641 | 11,641 | 0.10 | | 0.10 | | | | | 11,641 |
| Param Shubham Vanijya Ltd. | | 1,422 | | | 1,422 | 0.01 | 1,422 | 1,422 | 0.01 | | 0.01 | | | | | 1,422 |

22



| Category and Name of Shareholders (I) | Nos of Shareholders (II) | No. of fully paid up equity shares held (III) | No. Of Partly paid-up equity shares held (IV) | No of Shares underlying Depository Receipts (V) | Total nos. shares held (VI) = (III)+(IV)+(V) | Shareholding as a % of total no. of shares (calculated as per SCRR, 1957) (VII) As a % of (A+B+C2) | Number of Voting Rights held in each class of securities (VIII) | | | No. Of Shares Underlying Outstanding convertible securities (IX) | Shareholding as a % assuming full conversion of convertible securities (as a percentage of diluted share capital (X) = (VI)+(IX) As a % of (A+B+C2) | No of locked in shares (XI) | | No of Shares pledged or otherwise encumbered (XII) | | No of shares held in dematerialized form (XIII) | |
|--|--------------------------|---|---|---|--|--|---|-------------|------------------|--|---|-----------------------------|------------|--|------------|---|------------------|
| | | | | | | | Class eg: X | Class eg: Y | Total | | | | | | | | |
| Sago Trading Ltd. | | 3 | | | 3 | 0.00 | 3 | | 3 | 0.00 | 0.00 | | | | | | 3 |
| Bharat Hari Singhania Family Trust | | 100 | | | 100 | 0.00 | 100 | | 100 | 0.00 | 0.00 | | | | | | 100 |
| Raghupati Singhania Family Trust | | 100 | | | 100 | 0.00 | 100 | | 100 | 0.00 | 0.00 | | | | | | 100 |
| Vinita Singhania Family Trust | | 100 | | | 100 | 0.00 | 100 | | 100 | 0.00 | 0.00 | | | | | | 100 |
| Sub-Total (A)(1) | 30 | 82,53,921 | NIL | NIL | 82,53,921 | 72.38 | NA | NA | 82,53,921 | 72.38 | NIL | 72.38 | NIL | NIL | NIL | NIL | 82,53,921 |
| 2) Foreign | | | | | | | | | | | | | | | | | |
| a) Individuals (NonResident Individuals/ Foreign Individuals) | | | | | | | | | | | | | | | | | |
| b) Government Institutions | | | | | | | | | | | | | | | | | |
| c) Foreign Portfolio Investor | | | | | | | | | | | | | | | | | |
| d) Any Other (specify) | | | | | | | | | | | | | | | | | |
| Sub-Total (A)(2) | NIL | NIL | NIL | NIL | NIL | NA | NA | NA | NA | NIL | NIL | NIL | NIL | NIL | NIL | NIL | NIL |
| Total Shareholding of Promoter and Promoter Group (A)=(A)(1)+(A)(2) | 30 | 82,53,921 | NIL | NIL | 82,53,921 | 72.38 | NA | NA | 82,53,921 | 72.38 | NIL | 72.38 | NIL | NIL | NIL | NIL | 82,53,921 |

12



Table III - Statement showing shareholding pattern of the Public Shareholder

| Category and Name of Shareholders (I) | Nos of Shareholders (II) | No. of fully paid up equity shares held (III) | No. Of Partly paid-up equity shares held (IV) | No of Shares underlying Depository Receipts (V) | Total nos. shares held (VI) = (III)+(IV)+(V) | Shareholding as a % of total no. of shares (calculated as per SCRR, 1957) (VII) As a % of (A+B+C2) | Number of Voting Rights held in each class of securities (VIII) | | | | No. Of Shares Underlying Outstanding convertible securities (IX) | Shareholding as a % assuming full conversion of convertible securities (as a percentage of diluted share capital (X) = (VI)+(IX) As a % of (A+B+C2) | No of locked in shares (XI) | | No of Shares pledged or otherwise encumbered (XII) | | No of shares held in dematerialized form (XIII) |
|---------------------------------------|--------------------------|---|---|---|--|--|---|-------------|-------|------------------------------------|--|---|-----------------------------|---------------------------------|--|---------------------------------|---|
| | | | | | | | No of Voting Rights | | | Total as a % of Total Voting Right | | | No (a) | As a % of total shares held (b) | No (a) | As a % of total shares held (b) | |
| | | | | | | | Class eg: X | Class eg: y | Total | | | | | | | | |
| 1) Institutions (Domestic) | | | | | | | | | | | | | | | | | |
| a) Mutual Funds | 9 | 364 | | | 364 | 0.00 | 364 | | 364 | 0.00 | 0.00 | | | | | | 340 |
| b) Ventures Capital Funds | | | | | | | | | | | | | | | | | |
| c) Alternate Investment Funds | | | | | | | | | | | | | | | | | |
| d) Financial Institutions / Banks | 15 | 655 | | | 655 | 0.01 | 655 | | 655 | 0.01 | 0.01 | | | | | | 268 |
| e) Insurance Companies | 3 | 5,966 | | | 5,966 | 0.05 | 5,966 | | 5,966 | 0.05 | 0.05 | | | | | | 5,840 |
| f) Provident Funds / Pension Funds | | | | | | | | | | | | | | | | | |
| g) Asset Reconstruction Company | | | | | | | | | | | | | | | | | |
| h) Sovereign Wealth Funds | | | | | | | | | | | | | | | | | |
| i) NBFCs registered with RBI | | | | | | | | | | | | | | | | | |
| j) Other Financial Institutions | 3 | 117 | | | 117 | 0.00 | 117 | | 117 | 0.00 | 0.00 | | | | | | 24 |
| c) Any other (specify) | | | | | | | | | | | | | | | | | |
| Sub-total (B)(1) | 30 | 7,102 | NIL | NIL | 7,102 | 0.06 | 7,102 | NA | 7,102 | 0.06 | NIL | 0.06 | NIL | NIL | NIL | NIL | 6,472 |



| Category and Name of Shareholders (I) | Nos of Shareholders (II) | No. of fully paid up equity shares held (III) | No. Of Partly paid-up equity shares held (IV) | No of Shares underlying Depository Receipts (V) | Total nos. shares held (VI) = (III)+(IV)+(V) | Shareholding as a % of total no. of shares (calculated as per SCRR, 1957) (VII) As a % of (A+B+C2) | Number of Voting Rights held in each class of securities (VIII) | | | No. Of Shares Underlying Outstanding convertible securities (IX) | Shareholding as a % assuming full conversion of convertible securities (as a percentage of diluted share capital (X) = (VI)+(IX) As a % of (A+B+C2) | No of locked in shares (XI) | | No of Shares pledged or otherwise encumbered (XII) | | No of shares held in dematerialized form (XIII) | |
|---|--------------------------|---|---|---|--|--|---|-------------|-------|--|---|------------------------------------|--------|--|--------|---|---------------------------------|
| | | | | | | | No of Voting Rights | | | | | Total as a % of Total Voting Right | No (a) | As a % of total shares held (b) | No (a) | | As a % of total shares held (b) |
| | | | | | | | Class eg: X | Class eg: y | Total | | | | | | | | |
| 2) Institutions (Foreign) | | | | | | | | | | | | | | | | | |
| a) Foreign Direct Investment | | | | | | | | | | | | | | | | | |
| b) Foreign Venture Capital Investors | | | | | | | | | | | | | | | | | |
| c) Sovereign Wealth Funds | | | | | | | | | | | | | | | | | |
| d) Foreign Portfolio Investors Category I | 10 | 4,40,005 | | | 4,40,005 | 3.87 | 4,40,005 | 4,40,005 | 3.87 | 3.87 | | | | | | 4,40,005 | |
| Cassini Partners, L.P. Managed By Habrok Capital Management LLP | | 2,34,425 | | | 2,34,425 | 2.06 | 2,34,425 | 2,34,425 | 2.06 | 2.06 | | | | | | 2,34,425 | |
| Habrok India Master L P | | 1,42,000 | | | 1,42,000 | 1.25 | 1,42,000 | 1,42,000 | 1.25 | 1.25 | | | | | | 1,42,000 | |
| e) Foreign Portfolio Investors Category II | | | | | | | | | | | | | | | | | |
| f) Overseas Depositories (holding DRs) (balancing figure) | | | | | | | | | | | | | | | | | |
| g) Any Other (specify) | | | | | | | | | | | | | | | | | |



| Category and Name of Shareholders (I) | Nos of Shareholders (II) | No. of fully paid up equity shares held (III) | No. Of Partly paid-up equity shares held (IV) | No of Shares underlying Depository Receipts (V) | Total nos. shares held (VI) = (III)+(IV)+(V) | Shareholding as a % of total no. of shares (calculated as per SCRR, 1957) (VII) As a % of (A+B+C2) | Number of Voting Rights held in each class of securities (VIII) | | | | No. Of Shares Underlying Outstanding convertible securities (IX) | Shareholding as a % assuming full conversion of convertible securities (as a percentage of diluted share capital (X) = (VI):(IX) As a % of (A+B+C2) | No of locked in shares (XI) | | No of Shares pledged or otherwise encumbered (XII) | | No of shares held in dematerialized form (XIII) |
|--|--------------------------|---|---|---|--|--|---|-------------|----------|------------------------------------|--|---|-----------------------------|---------------------------------|--|---------------------------------|---|
| | | | | | | | No of Voting Rights | | | Total as a % of Total Voting Right | | | No (a) | As a % of total shares held (b) | No (a) | As a % of total shares held (b) | |
| | | | | | | | Class eg: X | Class eg: y | Total | | | | | | | | |
| Sub-total (B)(2) | 10 | 4,40,005 | NIL | NIL | 4,40,005 | 3.87 | 4,40,005 | NA | 4,40,005 | 3.87 | NIL | 3.87 | NIL | NIL | NIL | NIL | 4,40,005 |
| 3) Central Government / State Government (s) | | | | | | | | | | | | | | | | | |
| Central Government / President of India | 1 | 11 | | | 11 | 0.00 | 11 | | 11 | 0.00 | | 0.00 | | | | | 11 |
| State Government / Governor | | | | | | | | | | | | | | | | | |
| Shareholding by Companies or Bodies Corporate where Central / State Government is a promoter | | | | | | | | | | | | | | | | | |
| Sub-total (B)(3) | 1 | 11 | NIL | NIL | 11 | 0.00 | 11 | NA | 11 | NA | NIL | 0.00 | NIL | NIL | NIL | NIL | 11 |
| (4) Non-Institution | | | | | | | | | | | | | | | | | |
| (a) Associate companies / Subsidiaries | | | | | | | | | | | | | | | | | |

m



| Category and Name of Shareholders (I) | Nos of Shareholders (II) | No. of fully paid up equity shares held (III) | No. Of Partly paid-up equity shares held (IV) | No of Shares underlying Depository Receipts (V) | Total nos. shares held (VI) = (III)+(IV)+(V) | Shareholding as a % of total no. of shares (calculated as per SCRR, 1957) (VII) As a % of (A+B+C2) | Number of Voting Rights held in each class of securities (VIII) | | | | No. Of Shares Underlying Outstanding convertible securities (IX) | Shareholding as a % assuming full conversion of convertible securities (as a percentage of diluted share capital (X) = (VI)+(IX) As a % of (A+B+C2) | No of locked in shares (XI) | | No of Shares pledged or otherwise encumbered (XII) | | No of shares held in dematerialized form (XIII) | |
|--|--------------------------|---|---|---|--|--|---|-------------|-------|------------------------------------|--|---|-----------------------------|---------------------------------|--|---------------------------------|---|--|
| | | | | | | | No of Voting Rights | | | Total as a % of Total Voting Right | | | No (a) | As a % of total shares held (b) | No (a) | As a % of total shares held (b) | | |
| | | | | | | | Class eg: X | Class eg: y | Total | | | | | | | | | |
| b) Directors and their relatives (excluding independent directors and nominee directors)** | 2 | 24 | | | 24 | 0.00 | 24 | | 24 | 0.00 | | | | | | | 24 | |
| c) Key Managerial Personnel | | | | | | | | | | | | | | | | | | |
| d) Relatives of promoters (other than 'immediate relatives' of promoters disclosed under 'Promoter and Promoter Group' category) | | | | | | | | | | | | | | | | | | |
| e) Trusts where any person belonging to 'Promoter and Promoter Group' category is 'trustee', 'beneficiary', or 'author of the trust' | | | | | | | | | | | | | | | | | | |



| Category and Name of Shareholders (I) | Nos of Shareholders (II) | No. of fully paid up equity shares held (III) | No. Of Partly paid-up equity shares held (IV) | No of Shares underlying Depository Receipts (V) | Total nos. shares held (VI) = (III)+(IV)+(V) | Shareholding as a % of total no. of shares (calculated as per SCRR, 1957) (VII) As a % of (A+B+C2) | Number of Voting Rights held in each class of securities (VIII) | | | No. Of Shares Underlying Outstanding convertible securities (IX) | Shareholding as a % assuming full conversion of convertible securities (as a percentage of diluted share capital (X) = (VI)+(IX) As a % of (A+B+C2) | No of locked in shares (XI) | | No of Shares pledged or otherwise encumbered (XII) | | No of shares held in dematerialized form (XIII) | |
|--|--------------------------|---|---|---|--|--|---|-------------|----------|--|---|------------------------------------|--------|--|--------|---|---------------------------------|
| | | | | | | | No of Voting Rights | | | | | Total as a % of Total Voting Right | No (a) | As a % of total shares held (b) | No (a) | | As a % of total shares held (b) |
| | | | | | | | Class eg: X | Class eg: y | Total | | | | | | | | |
| f) Investor Education and Protection Fund (IEPF) | 1 | 59,163 | | | 59,163 | 0.52 | 59,163 | | 59,163 | 0.52 | | | | | | 59,163 | |
| g) @Resident Individuals holding nominal share capital up to Rs. 2 lakhs | 37,181 | 9,10,628 | | | 9,10,628 | 7.99 | 9,10,628 | | 9,10,628 | 7.99 | | | | | | 8,69,220 | |
| h) Resident Individuals holding nominal share capital in excess of Rs. 2 lakhs | 8 | 3,93,144 | | | 3,93,144 | 3.45 | 3,93,144 | | 3,93,144 | 3.45 | | | | | | 3,93,144 | |
| | | 1,41,004 | | | 1,41,004 | 1.23 | 1,41,004 | | 1,41,004 | 1.23 | | | | | | 1,41,004 | |
| (i) Non Resident Indians (NRIs) | 369 | 82,085 | | | 82,085 | 0.72 | 82,085 | | 82,085 | 0.72 | | | | | | 82,043 | |
| (j) Foreign Nationals | | | | | | | | | | | | | | | | | |
| (k) Foreign Companies | | | | | | | | | | | | | | | | | |
| (l) Bodies Corporate | 323 | 5,88,340 | | | 5,88,340 | 5.16 | 5,88,340 | | 5,88,340 | 5.16 | | | | | | 5,87,736 | |

m



| Category and Name of Shareholders (I) | Nos of Shareholders (II) | No. of fully paid up equity shares held (III) | No. Of Partly paid-up equity shares held (IV) | No of Shares underlying Depository Receipts (V) | Total nos. shares held (VI) = (III)+(IV)+(V) | Shareholding as a % of total no. of shares (calculated as per SCRR, 1957) (VII) As a % of (A+B+C2) | Number of Voting Rights held in each class of securities (VIII) | | | | No. Of Shares Underlying Outstanding convertible securities (IX) | Shareholding as a % assuming full conversion of convertible securities (as a percentage of diluted share capital (X) = (VI)+(IX) As a % of (A+B+C2) | No of locked in shares (XI) | | No of Shares pledged or otherwise encumbered (XII) | | No of shares held in dematerialized form (XIII) |
|---|--------------------------|---|---|---|--|--|---|-------------|-----------|------------------------------------|--|---|-----------------------------|---------------------------------|--|---------------------------------|---|
| | | | | | | | No of Voting Rights | | | Total as a % of Total Voting Right | | | No (a) | As a % of total shares held (b) | No (a) | As a % of total shares held (b) | |
| | | | | | | | Class eg: X | Class eg: y | Total | | | | | | | | |
| m) Any Other (specify) | 11 | 6,69,476 | | | 6,69,476 | 5.87 | 6,69,476 | | 6,69,476 | 5.87 | 5.87 | | | | | | 5,13,670 |
| Overseas Bodies Corporate: | 2 | 4,79,085 | | | 4,79,085 | 4.21 | 4,79,085 | | 4,79,085 | 4.21 | 4.21 | | | | | | 3,23,343 |
| Edgefield Securities Limited | | 3,23,343 | | | 3,23,343 | 2.84 | 3,23,343 | | 3,23,343 | 2.84 | 2.84 | | | | | | 3,23,343 |
| Henry F. Cockill & Sons Ltd. | | 1,55,742 | | | 1,55,742 | 1.37 | 1,55,742 | | 1,55,742 | 1.37 | 1.37 | | | | | | 0 |
| Trusts | 3 | 1,80,597 | | | 1,80,597 | 1.58 | 1,80,597 | | 1,80,597 | 1.58 | 1.58 | | | | | | 1,80,589 |
| Ashok Kumar Kinra as Trustee of J.K. Fenner India Limited | | 1,80,589 | | | 1,80,589 | 1.58 | 1,80,589 | | 1,80,589 | 1.58 | 1.58 | | | | | | 1,80,589 |
| Custodian/Custodian of Enemy Property of India | 5 | 79 | | | 79 | 0.00 | 79 | | 79 | 0.00 | 0.00 | | | | | | 23 |
| Unclaimed or Suspense or Escrow Account | 1 | 5,431 | | | 5,431 | 0.05 | 5,431 | | 5,431 | 0.05 | 0.05 | | | | | | 5,431 |
| Clearing Member | 1 | 75 | | | 75 | 0.00 | 75 | | 75 | 0.00 | 0.00 | | | | | | 75 |
| Trustee (Fractional Shares issued upon amalgamation) | 1 | 4,209 | | | 4,209 | 0.04 | 4,209 | | 4,209 | 0.04 | 0.04 | | | | | | 4,209 |
| Sub-total (B)(4) | 37,908 | 27,02,860 | NIL | NIL | 27,02,860 | 23.70 | 27,02,860 | NA | 27,02,860 | 23.70 | NIL | 23.70 | NIL | NIL | NIL | NIL | 25,05,000 |
| Total Public Shareholding (B)=(B)(1)+(B)(2)+(B)(3)+B(4) | 37,949 | 31,49,978 | NIL | NIL | 31,49,978 | 27.62 | 31,49,978 | NA | 31,49,978 | 27.62 | NIL | 27.62 | NIL | NIL | NIL | NIL | 29,51,488 |



Table IV - Statement showing shareholding pattern of the Non Promoter Non Public Shareholder

| | Category and Name of Shareholders (I) | Nos of Shareholders (II) | No. of fully paid up equity shares held (III) | No. Of Partly paid-up equity shares held (IV) | No of Shares underlying Depository Receipts (V) | Total nos. shares held (VI) = (III)+(IV)+(V) | Shareholding as a % of total no. of shares (calculated as per SCRR, 1957) (VII) As a % of (A+B+C2) | Number of Voting Rights held in each class of securities (VIII) | | | No. Of Shares Underlying Outstanding convertible securities (IX) | Shareholding as a % assuming full conversion of convertible securities (as a percentage of diluted share capital (X) = (VI)+(IX) As a % of (A+B+C2) | No of locked in shares (XI) | | No of Shares pledged or otherwise encumbered (XII) | | No of shares held in dematerialized form (XIII) | |
|-----|---|--------------------------|---|---|---|--|--|---|-------------|-------|--|---|------------------------------------|--------|--|--------|---|---------------------------------|
| | | | | | | | | No of Voting Rights | | | | | Total as a % of Total Voting Right | No (a) | As a % of total shares held (b) | No (a) | | As a % of total shares held (b) |
| | | | | | | | | Class eg: X | Class eg: y | Total | | | | | | | | |
| (1) | Custodian / DR Holder | | | | | | | | | | | | | | | | | |
| (2) | Employee Benefit Trust (under SEBI (Share based Employee Benefit) Regulations 2014) | | | | | | | | | | | | | | | | | |
| | Total Non Promoter Non Public Shareholding (C) = (C)(1)+(C)(2) | NIL | NIL | NIL | NIL | NIL | NIL | NA | NA | NA | NA | NIL | NIL | NIL | NIL | NIL | NIL | NIL |

* Total fraction share shown in public category includes 3 shares belonging to Promoter's Group. Further, fractional shares shall be dealt with as provided in the draft Scheme and SEBI Master Circular dated 20th June 2023.

@@ Shri Bakul Jain, independent director and his spouse Smt. Paulomi Jain, hold 22 and 26 shares respectively, aggregating to 48 equity shares including 18 equity shares in Demat form which has been shown in the "individual Shareholders holding nominal share capital upto Rs. 2 Lakh".

** Shri Ashok Kumar Kinra, Director and his Spouse Smt. Nirmal Kinra hold 21 and 3 equity share respectively, aggregating to 24 equity shares in Demat form which is included in the Directors and their relatives (excluding independent directors and nominee directors).



Table V - Statement showing details of significant beneficial owners

| Sr. No. | Details of SBO (I) | | Details of Registered Owner (II) | | Details of holding/ exercise of right of the SBO in the reporting company, whether direct or indirect*: (III) | | | | | Date of creation / acquisition of significant beneficial interest# (IV) |
|---------|-----------------------|-------------|----------------------------------|-------------|---|---------------|--|---------------------|-----------------------------------|---|
| | Name | Nationality | Name | Nationality | Whether by virtue of: | | | | | |
| | | | | | Shares | Voting Rights | Rights on distributable dividend or any other distribution | Exercise of control | Exercise of significant influence | |
| 1 | Bharat Hari Singhania | India | Sago Trading Limited | India | 8 | 8 | | No | No | 08/02/2019 |
| 2 | Raghupati Singhania | India | Sago Trading Limited | India | 15 | 15 | | Yes | Yes | 08/02/2019 |
| 3 | Vinita Singhania | India | Sago Trading Limited | India | 1 | 1 | | No | No | 08/02/2019 |
| 4 | Anshuman Singhania | India | Sago Trading Limited | India | 13 | 13 | | Yes | Yes | 08/02/2019 |
| 5 | Shrivats Singhania | India | Sago Trading Limited | India | | | | No | No | 08/02/2019 |
| 6 | Sunanda Singhania | India | Sago Trading Limited | India | | | | No | No | 08/02/2019 |
| 7 | Harsh Pati Singhania | India | Sago Trading Limited | India | 3 | 3 | | No | No | 08/02/2019 |
| 8 | Vikrampati Singhania | India | Sago Trading Limited | India | 3 | 3 | | No | No | 08/02/2019 |
| 9 | Bharat Hari Singhania | India | Param Shubham Vanijya Limited | India | 8 | 8 | | No | No | 08/02/2019 |
| 10 | Raghupati Singhania | India | Param Shubham Vanijya Limited | India | 15 | 15 | | Yes | Yes | 08/02/2019 |
| 11 | Vinita Singhania | India | Param Shubham Vanijya Limited | India | 1 | 1 | | No | No | 08/02/2019 |

Note:
 * In case the nature of the holding/ exercise of the right of a SBO falls under multiple categories specified under (a) to (e) under Column III, multiple rows for the same SBO shall be inserted accordingly for each of the categories.
 # This column shall have the details as specified by the listed entity under Form No. BEN-2 as submitted to the Registrar.



Table VI - Statement showing Foreign Ownership Limits

| Particulars | Approved Limits (%) | Limits Utilized (%) |
|---------------------------------------|---------------------|---------------------|
| As on shareholding date | 100.00 | 8.86 |
| As on the end of previous 1st quarter | 100.00 | 8.84 |
| As on the end of previous 2nd quarter | 100.00 | 8.89 |
| As on the end of previous 3rd quarter | 100.00 | 9.05 |
| As on the end of previous 4th quarter | 100.00 | 8.70 |

Notes:

- 1) "Approved Limits (%)" means the limit approved by Board of Directors / shareholders of the Listed entity. In case the listed entity has no Board approved limit, provide details of sectoral / statutory cap prescribed by Government / Regulatory Authorities
- 2) Details of Foreign ownership includes foreign ownership / investments as specified in Rule 2(s) of the Foreign Exchange Management (Non debt Instruments) Rules, 2019, made under the Foreign Exchange Management Act, 1999.



In Table II- Statement showing shareholding pattern of the Promoter and Promoter Group followed by sub head (A)1 (a)- Individual/Hindu Undivided Family, the followings shall be noted:

(i) At Sl. No. 2, 9,21,371 equity shares held by Bharat Hari Singhania includes 6,53,810 (5.79%) equity shares as Partner of M/s. Yashodhan Enterprises and 584 (0.00%) equity shares as Partner of M/s. Juggilal Kamlapat Lakshmiapat.

(ii) At Sl. No. 3, 16,16,910 equity shares held by Raghupati Singhania includes 6,53,809 (5.79%) equity shares as Partner of M/s. Yashodhan Enterprises. and

(iii) At Sl. No. 13, 14,31,332 equity shares held by Anshuman Singhania as Karta of Shripati Singhania HUF includes 6,38,000 (5.65%) equity shares as Partner of M/s. Yashodhan Enterprises.

Annexure-B – Statement showing foreign ownership limits

Under the aforesaid Heading, since there is no Board/Shareholders' approved foreign ownership limits, hence sectoral cap of 100% for NBFC Sector as prescribed by the Government/Regulatory Authorities has been taken.



Details of Eight Significant Beneficial Owners (SBO's) who are exercising their Indirect Interest in Bengal & Assam Company Limited ("the Reporting Company"), through more than one Registered Members/Partnership Firms/HUFs:-

- (i) Bharat Hari Singhania (SBO-1): Bharat Hari Singhania is exercising indirect interest through four Registered Members/Partnership Firms namely:-
(i) Sago Trading Limited: No. of shares - 3 (0.00%), (ii) Param Shubham Vanijya Ltd.: No. of shares - 1422 (0.01%), (iii) Yashodhan Enterprises (Partnership Firm): No. of shares - 6,53,810 (5.79%), (iv) Juggilal Kamlapat Lakshmipat (Partnership Firm): No. of shares - 584 shares (0.00%).
- (ii) Raghupati Singhania (SBO-2): Raghupati Singhania is exercising indirect interest through four Registered Members/Partnership Firms/HUFs namely:-
(i) Sago Trading Limited: No. of shares - 3 (0.00%), (ii) Param Shubham Vanijya Ltd.: No. of shares - 1,422 (0.01%), (iii) Raghupati Singhania HUF: No. of shares - 30,758 (0.27%) and (iv) Yashodhan Enterprises (Partnership Firm): No. of shares - 6,53,809 (5.79%).
- (iii) Vinita Singhania (SBO-3): Vinita Singhania is exercising indirect interest through two Registered Members namely, (i) Sago Trading Limited: No. of shares - 3 (0.00%), (ii) Param Shubham Vanijya Ltd.: No. of shares - 1,422 (0.01%).
- (iv) Anshuman Singhania (SBO-4): Anshuman Singhania is exercising indirect interest through three Registered Members namely: - (i) Anshuman Singhania as Karta of Shripati Singhania HUF: No. of shares - 7,93,332 (7.02%), (ii) Yashodhan Enterprises (Partnership Firm): No. of shares - 6,38,000 (5.65%) and (iii) Sago Trading Limited: No. of shares - 3 (0.00%).
- (v) Shrivats Singhania (SBO-5): Shrivats Singhania is exercising indirect interest through one Registered Member namely, Sago Trading Limited: No. of shares - 3 (0.00%).
- (vi) Sunanda Singhania (SBO-6): Sunanda Singhania is exercising indirect interest through one Registered Member namely, Sago Trading Limited: No. of shares - 3 (0.00%).
- (vii) Harsh Pati Singhania (SBO-7): Harsh Pati Singhania is exercising indirect interest through two Registered Members namely, (i) Harsh Pati Singhania HUF: No. of shares - 2,87,774 (2.55%) and (ii) Sago Trading Limited: No. of shares - 3 (0.00%).
- (viii) Vikrampati Singhania (SBO-8): Vikrampati Singhania is exercising indirect interest through two Registered Members namely, (i) Vikrampati Singhania HUF: No. of shares - 2,99,815 (2.65%) and (ii) Sago Trading Limited: No. of shares - 3 (0.00%).



Shareholding pattern Pre and Post Scheme of Arrangement for Umang Dairies Limited ('Demerged Company' / 'Amalgamating Company' / 'UDL'), Panchmahal Properties Limited ('Resulting Company 1' / 'PPL') and Bengal & Assam Company Limited ('Resulting Company 2' / 'Amalgamated Company' / 'BACL')

| Sr | Description | Name of Shareholder | Demerged Company/ Amalgamating Company (Umang Dairies Limited) | | Resulting Company 1 (Panchmahal Properties Limited) | | Resulting Company 2 / Amalgamated Company (Bengal & Assam Company Limited) | | | | |
|-----|---|-----------------------------|--|---|---|---|---|-------|------------------|--------|---|
| | | | Pre-arrangement (Refer Note 1) | | Pre & Post arrangement (Refer Note 2) | | Pre-arrangement | | Post-arrangement | | |
| | | | No. of shares | % | No. of shares | % | No. of shares | % | No. of shares | % | |
| (A) | Shareholding of Promoter and Promoter Group | | | | | | | | | | |
| 1 | Indian | | | | | | | | | | |
| (a) | Individuals/ Hindu Undivided Family | Late Hari Shankar Singhania | - | - | - | - | - | - | - | - | - |
| | | Bharat Hari Singhania | - | - | - | - | 9,21,371 | 8.16 | 9,21,371 | 8.08% | |
| | | Raghupati Singhania | - | - | - | - | 16,16,910 | 14.31 | 16,16,910 | 14.18% | |
| | | Vinita Singhania | - | - | - | - | 1,42,772 | 1.26 | 1,42,772 | 1.25% | |
| | | Harsh Pati Singhania | - | - | - | - | 69,195 | 0.61 | 69,195 | 0.61% | |
| | | Vikrampati Singhania | - | - | - | - | 59,102 | 0.52 | 59,102 | 0.52% | |
| | | Anshuman Singhania | - | - | - | - | 34,566 | 0.31 | 34,566 | 0.30% | |
| | | Shrivats Singhania | - | - | - | - | 33,313 | 0.29 | 33,313 | 0.29% | |
| | | Sharda Singhania | - | - | - | - | 25,258 | 0.22 | 25,258 | 0.22% | |



| | | | Demerged Company/ Amalgamating Company (Umang Dairies Limited) | | Resulting Company 1 (Panchmahal Properties Limited) | | Resulting Company 2 / Amalgamated Company (Bengal & Assam Company Limited) | | | |
|--|--|---|--|---|---|------|---|-------|------------------|--------|
| | | | Pre-arrangement (Refer Note 1) | | Pre & Post arrangement (Refer Note 2) | | Pre-arrangement | | Post-arrangement | |
| | | Sunanda Singhania | - | - | - | - | 19,455 | 0.17 | 19,455 | 0.17% |
| | | Mamta Singhania | - | - | - | - | 428 | 0.00 | 428 | 0.00% |
| | | Swati Singhania | - | - | - | - | 428 | 0.00 | 428 | 0.00% |
| | | Anshuman Singhania (Karta of Shripati Singhania HUF) | - | - | - | - | 14,31,332 | 12.67 | 14,31,332 | 12.55% |
| | | Harsh Pati Singhania (Karta of Harsh Pati Singhania HUF) | - | - | - | - | 2,87,774 | 2.55 | 2,87,774 | 2.52% |
| | | Raghupati Singhania (Karta of Raghupati Singhania HUF) | - | - | - | - | 30,758 | 0.27 | 30,758 | 0.27% |
| | | Vikrampati Singhania (Karta of Vikrampati Singhania HUF) | - | - | - | - | 2,99,815 | 2.65 | 2,99,815 | 2.63% |
| | | Chaitanya Hari Singhania | - | - | - | - | 7,125 | 0.06 | 7,125 | 0.06% |
| | | Pranav Hari Singhania | - | - | - | - | 7,125 | 0.06 | 7,125 | 0.06% |
| | | Shridhar Hari Singhania | - | - | - | - | 7,125 | 0.06 | 7,125 | 0.06% |
| | | Upendra Kumar Gupta* | - | - | 10 | 0.00 | - | - | - | - |
| | | Dillip Kumar Swain* | - | - | 10 | 0.00 | - | - | - | - |
| | | Harish Kumar Wadhwan* | - | - | 10 | 0.00 | - | - | - | - |
| | | Manish Khanna* | - | - | 10 | 0.00 | - | - | - | - |
| | | Satish Anand* | - | - | 10 | 0.00 | - | - | - | - |
| | | Rachit Nagori* | - | - | 10 | 0.00 | - | - | - | - |



| | | | Demerged Company/ Amalgamating Company (Umang Dairies Limited) | | Resulting Company 1 (Panchmahal Properties Limited) | | Resulting Company 2 / Amalgamated Company (Bengal & Assam Company Limited) | | | | |
|-----|--|---|--|-------|---|-------|---|-------|------------------|--------|--|
| | | | Pre-arrangement (Refer Note 1) | | Pre & Post arrangement (Refer Note 2) | | Pre-arrangement | | Post-arrangement | | |
| (b) | Central Government/ State Government(s) | | | | | | | | | | |
| (c) | Bodies corporate | Bengal & Assam Company Ltd ^s | 1,21,68,430 | 55.30 | 3,51,170 | 99.98 | - | - | - | - | |
| | | Hari Shankar Singhania Holdings Pvt. Ltd. | - | - | - | - | 26,55,018 | 23.50 | 26,55,018 | 23.28% | |
| | | Accurate Finman Services Ltd | 3,97,804 | 1.81 | - | - | 74,664 | 0.66 | 79,014 | 0.69% | |
| | | Sidhivinayak Trading And Investment Ltd | 38,50,000 | 17.50 | - | - | 96,362 | 0.85 | 1,38,471 | 1.21% | |
| | | Nav Bharat Vanijya Limited | - | - | - | - | 1,55,487 | 1.38 | 1,55,487 | 1.36% | |
| | | Pranav Investment (M.P.) Company Ltd. | - | - | - | - | 16,008 | 0.14 | 16,008 | 0.14% | |
| | | J.K. Credit & Finance Limited | - | - | - | - | 2,02,705 | 1.79 | 2,02,705 | 1.78% | |
| | | JK Tyre & Industries Ltd. | - | - | - | - | 11,641 | 0.10 | 11,641 | 0.10% | |
| | | Param Shubham Vanijya Ltd. | - | - | - | - | 1,422 | 0.01 | 1,422 | 0.01% | |
| | Sago Trading Ltd. | - | - | - | - | 3 | 0.00 | 3 | 0.00% | | |
| (d) | Financial Institutions/ Banks | | | | | | | | | | |
| (e) | Any Others | | | | | | | | | | |
| | | Bharat Hari Singhania Family Trust | - | - | - | - | 100 | 0.00 | 100 | 0.00% | |



| | | | Demerged Company/ Amalgamating Company (Umang Dairies Limited) | | Resulting Company 1 (Panchmahal Properties Limited) | | Resulting Company 2 / Amalgamated Company (Bengal & Assam Company Limited) | | | |
|----------|--|--|--|--------------|---|---------------|---|--------------|------------------|---------------|
| | | | Pre-arrangement (Refer Note 1) | | Pre & Post arrangement (Refer Note 2) | | Pre-arrangement | | Post-arrangement | |
| | | Raghupati Singhania Family Trust | - | - | - | - | 100 | 0.00 | 100 | 0.00% |
| | | Vinita Singhania Family Trust | - | - | - | - | 100 | 0.00 | 100 | 0.00% |
| | | | | | | | | | | |
| | | Sub Total(A)(1) | 1,64,16,234 | 74.61 | 3,51,230 | 100.00 | 82,07,462 | 72.66 | 82,53,921 | 72.38% |
| | | | | | | | | | | |
| 2 | Foreign | | | | | | | | | |
| (a) | Individuals (Non- Residents Individuals/ Foreign Individuals) | - | - | - | - | - | - | - | - | - |
| (b) | Bodies Corporate | - | - | - | - | - | - | - | - | - |
| (c) | Institutions | - | - | - | - | - | - | - | - | - |
| (d) | Any Others | - | - | - | - | - | - | - | - | - |
| | | - | - | - | - | - | - | - | - | - |
| | | Sub Total(A)(2) | 0 | 0.00 | 0 | 0.00 | 0 | 0.00 | 0 | 0.00 |
| | | | | | | | | | | |
| | Total Shareholding of Promoter and Promoter Group (A)= (A)(1) +(A)(2) | | 1,64,16,234 | 74.61 | 3,51,230 | 100.00 | 82,07,462 | 72.66 | 82,53,921 | 72.38% |



| | | | Demerged Company/ Amalgamating Company (Umang Dairies Limited) | | Resulting Company 1 (Panchmahal Properties Limited) | | Resulting Company 2 / Amalgamated Company (Bengal & Assam Company Limited) | | | | |
|------------|--|--|--|-------------|---|-------------|---|-------------|------------------|--------------|--|
| | | | Pre-arrangement (Refer Note 1) | | Pre & Post arrangement (Refer Note 2) | | Pre-arrangement | | Post-arrangement | | |
| (B) | Public | | | | | | | | | | |
| 1 | Institutions | | | | | | | | | | |
| (a) | Mutual Funds/ UTI | - | - | - | - | - | 364 | 0.00 | 364 | 0.00% | |
| (b) | Financial Institutions / Banks | - | 200 | 0.00 | - | - | 653 | 0.01 | 655 | 0.01% | |
| (c) | Central Government/ State Government(s) | - | - | - | - | - | 11 | 0.00 | 11 | 0.00% | |
| (d) | Venture Capital Funds | - | - | - | - | - | - | - | - | | |
| (e) | Insurance Companies | - | - | - | - | - | 5966 | 0.05 | 5966 | 0.05% | |
| (f) | Foreign Institutional Investors | - | - | - | - | - | - | - | - | | |
| (g) | Foreign Venture Capital Investors | - | - | - | - | - | - | - | - | | |
| | Other Financial Institutions: | - | 100 | 0.00 | - | - | 116 | 0.00 | 117 | 0.00% | |
| | Foreign Portfolio Investor | | | | | | | | | | |
| | | Habrok India Master Lp | - | - | - | - | 1,42,000 | 1.26 | 1,42,000 | 1.25% | |
| (h) | | Cassini Partners, L.P. Managed By Habrok Capital Management Llp | - | - | - | - | 2,34,425 | 2.08 | 2,34,425 | 2.06% | |
| | | Others | - | - | - | - | 63,580 | 0.56 | 63,580 | 0.56% | |
| | Sub-Total (B)(1) | | 300 | 0.00 | 0 | 0.00 | 4,47,115 | 3.96 | 4,47,118 | 3.92% | |



| | | | Demerged Company/ Amalgamating Company (Umang Dairies Limited) | | Resulting Company 1 (Panchmahal Properties Limited) | | Resulting Company 2 / Amalgamated Company (Bengal & Assam Company Limited) | | | |
|-----|--|---|--|-------|---|---|---|------|------------------|-------|
| | | | Pre-arrangement (Refer Note 1) | | Pre & Post arrangement (Refer Note 2) | | Pre-arrangement | | Post-arrangement | |
| 2 | Non-institutions | | | | | | | | | |
| (a) | Bodies Corporate | | | | | | 524021 | 4.64 | 524021 | 4.53% |
| | | Prisure Promotion & Tradings Limited | 6,92,840 | 3.15 | - | - | 52486 | 0.46 | 60,063 | 0.53% |
| | | Deepa Bagla Financial Consultants Private Limited | 3,23,512 | 1.47 | - | - | - | - | 3,538 | 0.03% |
| | | Others | 68,056 | 0.31 | - | - | - | - | 718 | 0.01% |
| (b) | Individuals | | | | | | | | | 0.00% |
| I | i. Individual @ shareholders holding nominal share capital up to Rs 2 lakh | | 36,59,403 | 16.63 | - | - | 8,74,719 | 7.74 | 9,10,628 | 7.99% |
| II | ii. Individual shareholders holding nominal share capital in excess of Rs. 2 lakh. | | 87,301 | 0.40 | - | - | 3,92,191 | 3.47 | 3,93,144 | 3.45% |
| (c) | Any Other: | | | | | | | | | |



| | | | Demerged Company/ Amalgamating Company (Umang Dairies Limited) | | Resulting Company 1 (Panchmahal Properties Limited) | | Resulting Company 2 / Amalgamated Company (Bengal & Assam Company Limited) | | | |
|--|---|--|--|------|---|---|---|------|------------------|-------|
| | | | Pre-arrangement (Refer Note 1) | | Pre & Post arrangement (Refer Note 2) | | Pre-arrangement | | Post-arrangement | |
| | Investor Education and Protection Fund (IEPF) | Investor Education and Protection Fund Authority, Ministry of Corporate Affairs | 6,77,571 | 3.08 | - | - | 51,754 | 0.46 | 59,163 | 0.52% |
| | Directors and** their relatives (excluding independent directors and nominee directors) | | - | - | - | - | 24 | 0.00 | 24 | 0.00% |
| | Non-Resident Indians | | 70,365 | 0.32 | - | - | 81,364 | 0.72 | 82,085 | 0.72% |
| | Clearing Member | | 7,618 | 0.03 | - | - | - | - | 75 | 0.00% |
| | Trustee (holding fractional shares)# | | | | - | - | - | - | 4,209 | 0.04% |
| | Unclaimed or Suspense or Escrow Account | | | | - | - | 5,431 | 0.05 | 5,431 | 0.05% |
| | Custodian/Custo dian of Enemy Property of India | | | | - | - | 79 | 0.00 | 79 | 0.00% |
| | Trusts: | | | | - | - | | | | 0.00% |
| | | Ashok Kumar Kinra as Trustee of J.K. Fenner India Limited | | | - | - | 1,80,589 | 1.60 | 1,80,589 | 1.58% |
| | | Others | - | - | - | - | 8 | 0.00 | 8 | 0.00% |



| | | | Demerged Company/ Amalgamating Company (Umang Dairies Limited) | | Resulting Company 1 (Panchmahal Properties Limited) | | Resulting Company 2 / Amalgamated Company (Bengal & Assam Company Limited) | | | |
|------------|--|---------------------------------|--|---------------|---|---------------|---|---------------|--------------------|---------------|
| | | | Pre-arrangement (Refer Note 1) | | Pre & Post arrangement (Refer Note 2) | | Pre-arrangement | | Post-arrangement | |
| | Overseas Corporate Bodies | | - | - | - | - | | | | 0.00% |
| | | Edgefield Securities Limited | | | - | - | 3,23,343 | 2.86 | 3,23,343 | 2.84% |
| | | Henry F. Cockill & Sons Ltd. | - | - | - | - | 1,55,742 | 1.38 | 1,55,742 | 1.37% |
| | Sub-Total (B)(2) | | 55,86,666 | 25.39 | 0 | 0.00 | 26,41,751 | 23.39 | 27,02,860 | 23.70% |
| | | | | | | | | | | |
| (B) | Total Public Shareholding (B)= (B)(1)+(B)(2) | | 55,86,966 | 25.39 | 0 | 0.00 | 30,88,866 | 27.34 | 31,49,978 | 27.62% |
| | | | | | | | | | | |
| | TOTAL (A)+(B) | | 2,20,03,200 | 100.00 | 3,51,230 | 100.00 | 1,12,96,328 | 100.00 | 1,14,03,899 | 100.00 |
| (C) | Shares held by Custodians and against which DRs have been issued | - | - | - | - | - | - | - | - | - |
| | | | | | | | | | | |
| | GRAND TOTAL (A)+(B)+(C) | | 2,20,03,200 | 100.00 | 3,51,230 | 100.00 | 1,12,96,328 | 100.00 | 1,14,03,899 | 100.00 |

Note 1: Pursuant to the Scheme of Arrangement, Umang Dairies Limited (Demerged Company/ Amalgamating Company) shall stand dissolved without winding up, upon its amalgamation with and into Bengal & Assam Company Limited (Resulting Company 2/ Amalgamated Company), hence shareholding pattern post Scheme of Arrangement is not provided.

Note 2: There will be no change in the shareholding pattern of Panchmahal Properties Limited (Resulting Company 1) post Scheme of Arrangement and hence shareholding pattern of Panchmahal Properties Limited would remain same post Scheme of Arrangement, as referred in above table.

[§]Shares held by BACL will be cancelled as cross holding.



*Jointly with Bengal & Assam Company Limited.

@ Shri Bakul Jain , independent director and his spouse Smt. Paulomi Jain, hold 22 and 26 shares respectively , aggregating to 48 equity shares including 18 equity shares in Demat form which has been shown in the "individual Shareholders holding nominal share capital upto Rs. 2 Lakh".

** Shri Ashok Kumar kinra, Director and his Spouse Smt. Nirmal Kinra hold 21 and 3 equity share respectively, aggregating to 24 equity shares in Demat form which is included in the Directors and their relatives (excluding independent directors and nominee directors).

Total fraction share shown in public category includes 3 shares belonging to Promoter's Group. Further, fractional shares shall be dealt with as provided in the draft Scheme and SEBI Master Circular dated 20th June 2023.

For Bengal & Assam Company Limited



(Dillip Kumar Swain)
Company Secretary & Compliance Officer
Membership No.: FCS4113



In Table II- Statement showing shareholding pattern of the Promoter and Promoter Group followed by sub head (A)1 (a)- Individual/Hindu Undivided Family, the followings shall be noted:

(i) At Sl. No. 2, 9,21,371 equity shares held by Bharat Hari Singhania includes 6,53,810 (5.79%) equity shares as Partner of M/s. Yashodhan Enterprises and 584 (0.00%) equity shares as Partner of M/s. Juggilal Kamlapat Lakshmipat.

(ii) At Sl. No. 3, 16,16,910 equity shares held by Raghupati Singhania includes 6,53,809 (5.79%) equity shares as Partner of M/s. Yashodhan Enterprises. and

(iii) At Sl. No. 13, 14,31,332 equity shares held by Anshuman Singhania as Karta of Shripati Singhania HUF includes 6,38,000 (5.65%) equity shares as Partner of M/s. Yashodhan Enterprises.

Annexure-B – Statement showing foreign ownership limits

Under the aforesaid Heading, since there is no Board/Shareholders' approved foreign ownership limits, hence sectoral cap of 100% for NBFC Sector as prescribed by the Government/Regulatory Authorities has been taken.



Details of Eight Significant Beneficial Owners (SBO's) who are exercising their Indirect Interest in Bengal & Assam Company Limited ("the Reporting Company"), through more than one Registered Members/Partnership Firms/HUFs:-

- (i) **Bharat Hari Singhania (SBO-1):** Bharat Hari Singhania is exercising indirect interest through four Registered Members/Partnership Firms namely:-
(i) Sago Trading Limited: No. of shares - 3 (0.00%), (ii) Param Shubham Vanijya Ltd.: No. of shares - 1422 (0.01%), (iii) Yashodhan Enterprises (Partnership Firm): No. of shares - 6,53,810 (5.79%), (iv) Juggilal Kamlapat Lakshmiapat (Partnership Firm): No. of shares - 584 shares (0.00%).
- (ii) **Raghupati Singhania (SBO-2):** Raghupati Singhania is exercising indirect interest through four Registered Members/Partnership Firms/HUFs namely:-
(i) Sago Trading Limited: No. of shares - 3 (0.00%), (ii) Param Shubham Vanijya Ltd.: No. of shares - 1,422 (0.01%), (iii) Raghupati Singhania HUF: No. of shares - 30,758 (0.27%) and (iv) Yashodhan Enterprises (Partnership Firm): No. of shares - 6,53,809 (5.79%).
- (iii) **Vinita Singhania (SBO-3):** Vinita Singhania is exercising indirect interest through two Registered Members namely, (i) Sago Trading Limited: No. of shares - 3 (0.00%), (ii) Param Shubham Vanijya Ltd.: No. of shares - 1,422 (0.01%).
- (iv) **Anshuman Singhania (SBO-4):** Anshuman Singhania is exercising indirect interest through three Registered Members namely: - (i) Anshuman Singhania as Karta of Shripati Singhania HUF: No. of shares - 7,93,332 (7.02%), (ii) Yashodhan Enterprises (Partnership Firm): No. of shares - 6,38,000 (5.65%) and (iii) Sago Trading Limited: No. of shares - 3 (0.00%).
- (v) **Shrivats Singhania (SBO-5):** Shrivats Singhania is exercising indirect interest through one Registered Member namely, Sago Trading Limited: No. of shares - 3 (0.00%).
- (vi) **Sunanda Singhania (SBO-6):** Sunanda Singhania is exercising indirect interest through one Registered Member namely, Sago Trading Limited: No. of shares - 3 (0.00%).
- (vii) **Harsh Pati Singhania (SBO-7):** Harsh Pati Singhania is exercising indirect interest through two Registered Members namely, (i) Harsh Pati Singhania HUF: No. of shares - 2,87,774 (2.55%) and (ii) Sago Trading Limited: No. of shares - 3 (0.00%).
- (viii) **Vikrampati Singhania (SBO-8):** Vikrampati Singhania is exercising indirect interest through two Registered Members namely, (i) Vikrampati Singhania HUF: No. of shares - 2,99,815 (2.65%) and (ii) Sago Trading Limited: No. of shares - 3 (0.00%).

